



Environmental Product Declaration



In accordance with ISO 14025 and Product Category Rules for Absorbent Hygiene Products

TENA Female Liners & Pads



Date of publication:	2015-05-04
Valid until:	2025-10-11
PCR reference:	CPC division 32193 Absorbent Hygiene Products PCR 2011:14 V. 3.01
Registration number:	S-P-00642
Revision date:	2022-01-24
Version:	10
Programme:	International EPD® System
Programme operator:	EPD International AB

Essity is a leading global hygiene and health company

Essity is a leading global hygiene and health company that develops, produces, and sells personal care (baby care, feminine care, incontinence products, and medical solutions), consumer tissue, and professional hygiene products and solutions.

We are dedicated to improving well-being through leading hygiene and health solutions. Sales are conducted in approximately 150 countries under many strong brands, including the leading global brands TENA and Tork, as well as Leukoplast, Libero, Libresse, Lotus, Nosotras, Saba, Tempo, Vinda, and Zewa.

Essity has about 46 000 employees and net sales in 2019 amounted to SEK 129 bn (EUR 12.2 bn). The business operations are based on a sustainable business model with a focus on value creation for people and nature.

The company has its headquarters in Stockholm, Sweden, and is listed on Nasdaq Stockholm. Essity breaks barriers to well-being and contributes to a healthy, sustainable, and circular society. More information at www.essity.com.

TENA is a part of Essity

Through our TENA brand, we offer a broad range of incontinence products and services. The clear purpose of this offering is to care for people, improve their quality of life, and help them live with dignity and confidence.

For our institutional customers, such as nursing homes, it also means reducing costs while increasing efficiency and quality of care. This is done through a combination of high-quality products and qualified advisory services that simplify handling procedures for care providers.

Since incontinence is often surrounded by a social taboo, enhancing quality of life also means promoting an open dialogue to break down the stigma. So, in addition to providing products that improve health and hygiene, we're working hard to raise awareness, provide training and global forums, and drive high-level dialogues around the world.

At TENA we're continually innovating new products that are increasingly discrete, comfortable, effective, and easy to use, while also reducing our carbon footprint. To make a better mark – for people, and for the planet.



TENA assortment

TENA Female Liners & Pads	A drier, safer, and more comfortable product than ordinary menstrual towel. The liners and pads give triple protection against leaks, odour, and moisture. The products are body shaped for comfort, protection, and discretion.
TENA Men	TENA Men are discreet and safe protection for men who experience urine leakage. Specially developed for men who want discretion and continue to live an active life.
TENA Pants & Underwear	Close body fit for security and confidence. High performance products that are as easy to put on as underwear. TENA Pants & Underwear are available in a range of absorbency levels and sizes.
TENA Flex	A belted product with added absorbency that allows for easier, more ergonomic changing and with a comfortable, discreet fit. TENA Flex provides anatomically shaped protection with double absorption cores for leakage security.
TENA Comfort TENA Rectangular	The pad is designed to provide incontinence protection for skin health and leakage security. Available in a range of absorbency levels and specially designed to be worn with TENA fixation pants. The products are suitable for all types of incontinence.
TENA Slip	All-in-one incontinence products are designed to provide protection for healthy skin and high leakage security. The products are available in a range of sizes and absorbency levels and are suitable for all types of incontinence.
TENA Fix	A seamless, washable and reusable fixation pant supporting leakage security. Ensures that TENA Comfort and TENA Rectangular pads stay securely in place. Soft and elastic material provides comfort. Can be washed several times without losing shape.
TENA Bed	Provides protection for beds and chairs against accidental urine loss and during hygiene procedures. Dermatologically tested so it is gentle to the skin. Available in a range of sizes and absorbency levels.

Baby diaper assortment

Libero assortment	<p>The Libero assortment fulfils the demands for premium-brand baby diaper and the diapers have an absorption capacity/function that cover different steps of the baby's diaper needs. The diapers consist of an absorbent core, anti-leakage barrier, fastening system, and a back sheet. The assortment is uni-sex.</p> <p>Libero Newborn, Comfort, UP&GO, Touch, and Sleep Tight are all labelled with the Nordic Swan.</p>
DryKids	DryKids assortment of breathable diapers for children quickly absorb urine and help to keep the child's skin dry and healthy.

This environmental declaration covers the following products		Article number	Dimension (mm)	Weight $\pm 5\%$ (g)
1	TENA Discreet Ultra Mini	761125 761130 761174 761175	192 x 75	5
2	TENA Discreet Mini	760258 760262 760263 760265 760359 760364	219 x 96	7
3	TENA Discreet Mini Plus	760319 760321 760322 760376 760384	251 x 98	10
4	TENA Discreet Mini Plus Wings	762308 762309	251 x 150	10
5	TENA Discreet Normal	760479 760489 760712	277 x 106	14
6	TENA Discreet Normal Night/ Lady Extra	760764 760766 761580	347 x 121	22
7	TENA Discreet Extra	760569 760725 760726 760756	312 x 113	23
8	TENA Discreet Extra Plus	760639 760771 761669	338 x 126	26

This environmental declaration covers the following products		Article number	Dimension (mm)	Weight $\pm 5\%$ (g)
9	TENA Discreet Maxi	760934 760938	377 x 126	35
10	TENA Discreet Maxi Night	760913 760922	394 x 182	35
11	TENA Lady Normal	760406 760719 760720 760734 761480	277 x 106	15
12	TENA Lady Super	761709 761715 761732	430 x 198	39
13	TENA Comfort Mini Plus	761425	277 x 106	15
14	TENA Comfort Mini Extra	761531	347 x 121	22
15	TENA Comfort Mini Super	761717 761727	430 x 198	39
16	TENA Silhouette Noir Mini Pad	760370 760374	219 x 130	8

The way we work

We assess the environmental impact of our products using a full life cycle approach, beginning with product design, through to manufacturing, transport, use, and disposal.

RESPONSIBLE SOURCING involves seeking high-quality raw materials that are safe from both a social and environmental perspective. The company's suppliers adhere to strict demands in Essity's Global Supplier Standard



RESOURCE EFFICIENT PRODUCTION is efficient use of resources, and the continuous reduction of energy and waste. Essity's objective is to develop products and services for a sustainable and circular society. The TENA production units are working with the management systems ISO 9001, ISO 14001 and OHSAS 18001.




SUSTAINABLE SOLUTIONS are safe and environmentally sound innovations for hygiene products and services, based on customer and consumer insights, enabling us to meet their needs in daily life.



Environmental performance of our products

The information presented in an environmental product declaration is obtained from a Life Cycle Assessment (LCA), which is a study of the potential environmental impact of a product throughout its life cycle, including production of raw materials and products, use of the product, after use processes, and transports.



Environmental achievements

The following carbon footprint reductions for different TENA product groups have been achieved by working in a structured way to continually improve performance and efficiency.

Product	Carbon footprint reduction Year 2008 – 2019
TENA Flex	- 18 %
TENA Female Liners & Pads	- 33 %
TENA Men	- 20 %
TENA Pants & Underwear	- 33 %
TENA Slip	- 20 %
TENA Comfort	- 19 %
TENA Bed	- 11 %

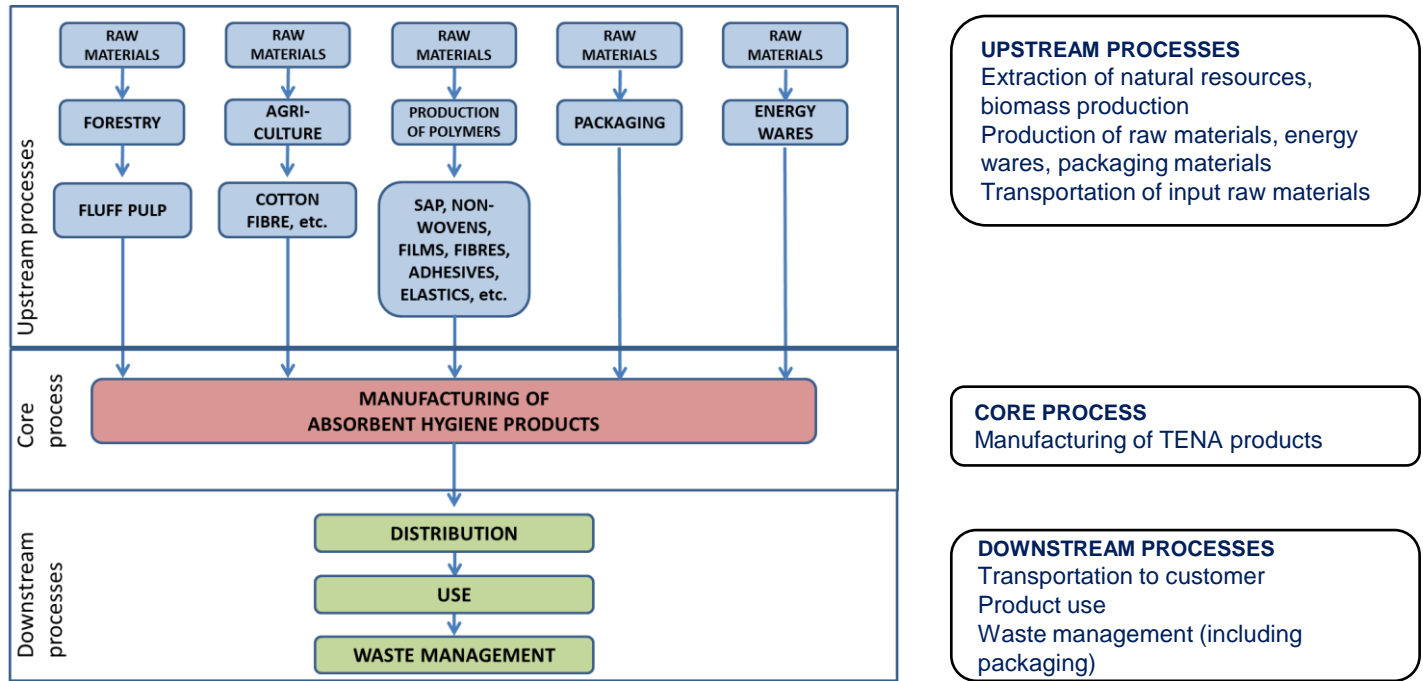
The LCA is conducted by Essity and verified by IVL, Swedish Environmental Research Institute Ltd, 2019. The carbon footprint reductions in Europe between 2008-2019 for TENA products are based on Life Cycle Assessments.

Production of TENA products



TENA products are made using high-quality materials, with strict requirements on product safety. The materials used are cellulose fibers from certified forestry and purpose-specific plastic materials. Production takes place at high-technology facilities with stringent hygienic and product safety standards that guarantee product quality and ensure users' safety and well-being.

Life cycle of an absorbent hygiene product



LIFE CYCLE DESCRIPTION

The life cycle of a TENA product starts with the **UPSTREAM PROCESSES**: These include extraction of natural resources for the different raw materials as well as fuel production for both heat and power generation. The production of the raw materials, such as fluff pulp and superabsorbent polymers for the absorbent core, nonwovens for inner lining, and plastic films for the outer shell are part of the upstream processes. Transports of raw materials to the manufacturing

The **CORE PROCESS**, the actual manufacturing of the different TENA products, is a highly efficient converting process where the different materials are put together with high precision, which results in well performing products with an efficient use of resources thanks to innovative design and scientific solutions. The core process also includes handling of production waste.

In the **DOWNSTREAM PROCESSES**, the products are transported to the customer either in the homecare segment or for institutional users. The use phase as such has no environmental impact and gives therefore no contribution to the calculations. The final step is the waste management, also including handling of packaging waste.

The life cycle calculations for TENA products in this EPD are “cradle-to-grave”

Parameters in the declaration

FUNCTIONAL UNIT	The functional unit is according to PCR 2011:14, one product. In addition, the result is reported for a standard number of products used for one day, which is defined as four products.
CALCULATION OF GLOBAL WARMING POTENTIAL	Both emissions to and removals of CO ₂ from the atmosphere, originating from both fossil and biogenic sources, are accounted for with a time interval of 100 years. Removal of carbon dioxide into growing trees and emissions of carbon dioxide corresponding to the content of biogenic carbon in the product is reported as CO ₂ removals and biogenic CO ₂ emissions, respectively.
WASTE MANAGEMENT SCENARIO	<p>The waste management is calculated based on the sales of TENA products on the EU market, with an average waste handling for EU 27 (EUROSTAT 2019) giving a scenario with 55 % incineration and 45 % landfill.</p> <p>Impacts of incineration process with energy recovery are attributed 50 % to the product and 50 % to the energy recovery process. Benefits and credits of energy recovery are attributed 100 % to energy recovery (outside system boundaries).</p> <p>Biogenic CO₂ associated with waste management, is reported.</p>
REPRESENTATIVE PRODUCT	A representative product is chosen when there are minor variations for the same product, such as technology and packaging. In the EPD, the representation of such different TENA products is done by a representative product, i.e. more than one product can be represented by the same calculation. The representative product always has the highest environmental impact, and hence a conservative approach is taken for the results. However, the variations within the different tiered products is not more than +/- 10 %, which follows the General Programme Instructions.
LIST OF MATERIALS	The materials listed in the composition table are combined into three groups in order to keep a level of confidentiality. A general list of content is also shown. For the life cycle calculations each product's particular specification have been used.
MANUFACTURING SITES	The TENA assortment is produced in the following factories; Falkenberg/Sweden, Gennep/Netherlands, Olawa/Poland, Gemerská Hôrka/Slovakia, Hoogezand/Netherlands, Kartepe/Turkey, Drumondville/Canada. All production sites are certified with management systems for quality, environment and health and safety, ISO 9001, ISO 14001 and OHSAS 18001.
GEOGRAPHICAL SCOPE	This EPD covers TENA products sold in Europe.
VALIDITY OF DATA	The most important raw materials in the products, pulp and SAP, are mainly data from 2016 - 2018. Supplier data for raw materials like film and nonwoven as well as other, minor materials are mainly from 2009-2016. Manufacturing data are from 2019. Article specifications are from 2020, with a few specifications from 2019.
THOUSAND SEPARATOR AND DECIMAL MARK	SI style (French version): 1 234,56; i.e. comma is used as decimal mark. Number of value digits: 3
PACKAGING	The packaging consists of a consumer pack, a polyethylene plastic bag, and transport packaging of corrugated board boxes, i.e. made of renewable fibers. A few articles of TENA Men and TENA Female Pads and Liners have a consumer pack of carton from renewable fibers.

Additional environmental information



WOOD PULP: Essity works with a strict sourcing policy and only use fibers from known sources. The suppliers are expected to continually increase the proportion of certified fibers from recognized certification schemes.

Certifications: All fluff pulp suppliers for TENA products are FSC Chain-of-Custody certified and all pulp meet as a minimum the FSC controlled wood standard, in addition to other forest certification schemes that may be applied.

ECF pulp: All pulps used for TENA products are produced in Elementary Chlorine Free (ECF) processes.

PLASTIC MATERIALS: All the plastic materials used in TENA products for the European market do not intentionally contain lead, hexavalent chrome and related compounds, phthalates, acrylamide, antimony, brominated flame retardants, or organotin compounds, except in form of impurities. The additives used in plastics comply with the EC Regulations No. 1272/2008 and No. 1907/2006 (REACH), and their subsequent amendments.

Lotions, creams and/or deodorant substances are not added to the products. Inks or dyes that may be present are used for functional requirements and not for aesthetic-commercial purposes.

PACKAGING: Packaging meets the requirements of Annex F of part IV, Legislative Decree 152/2006. Corrugated board boxes for transport packaging are made of at least 80 % recycled fibers

Update of TENA EPDs


The TENA EPDs were first published in 2015, and the number of articles for the TENA product groups have increased over the years. All EPDs were valid until October 2020 and are now updated with new calculations for all articles. The new results show in general improved environmental performance of the products. This corresponds well with actual product development for the TENA assortment. There is usually less materials used for updated product specifications, because of new and better product design, and improved materials. Also improved production by suppliers and in TENA manufacturing sites adds to the results presented in the EPDs.

Environmental Product Declaration Verification & Programme Information

The calculations for the environmental product declaration (EPD) are performed according to ISO 14040 and ISO 14044, ISO 14025.

EPD's within the same product category but from different programmes may not be comparable.



Product category rules (PCR): Absorbent Hygiene Products, 2011:14, version 3.01, UN CPC 32193 General Programme Instructions ver.3.01	
Programme operator: EPD International AB, Box 210 60, SE-100 31 Stockholm, Sweden e-mail: info@environdec.com	
Product Category Rules review was conducted by: The Technical Committee of the International EPD® System. Chair: Massimo Marino Contact via info@environdec.com	
Independent verification of the declaration and data, according to ISO 14025:2006: <input type="checkbox"/> EPD process certification <input checked="" type="checkbox"/> EPD verification	
Procedure for follow up of data during EPD validity involves third party verifier: <input type="checkbox"/> Yes <input checked="" type="checkbox"/> No	
Third party verifier: Håkan Stripple at IVL Swedish Environmental Research Institute, P.O. Box 53021, SE-400 14 Gothenburg, Sweden Hakan.Stripple@IVL.se	
Accredited by : Håkan Stripple is an independent individual verifier in the International EPD® System.	
Declaration owner: Essity Hygiene & Health AB SE-405 03 GÖTEBORG anna-karin.gunnergren@essity.com The EPD owner has the sole ownership, liability, and responsibility for the EPD	

TENA Female Liners & Pads – environmental performance

A drier, safer, and more comfortable product than ordinary menstrual towel. The liners and pads give triple protection against leaks, odour, and moisture. The products are body shaped for comfort, protection, and discretion.

Composition for TENA Female Liners & Pads (all articles) Specific data is used in all calculations.

Pulp	54 - 75 %
Polymers	17 - 37 %
Plastics	8 - 11 %

Content declaration

Calcium carbonate (part of assortment)
Cellulose pulp
Colorant (part of assortment)
Glue
Ink (part of assortment)
Polyester
Polyethylene
Polypropylene
Super absorbent
Synthetic elastics (part of assortment)





1. TENA Discreet Ultra Mini

761125 & 761130 &
761174 & 761175

one absorbent product						
Environmental impact category						
Parameter		Unit	Upstream	Core	Downstream	Total
Global warming potential (GWP)	Fossil	kg CO ₂ eq.	0,014	0,002	0,004	0,019
	Biogenic	kg CO ₂ eq.	-0,003	0,000	0,001	-0,001
	Land use and land transformation	kg CO ₂ eq.	0,00001	0,00001	0,00001	0,00003
	Total	kg CO ₂ eq.	0,011	0,002	0,005	0,018
Acidification potential (AP)		kg SO ₂ eq.	5,09E-05	5,34E-06	2,46E-06	5,87E-05
Eutrophication potential (EP)		kg PO ₄ ³ eq.	9,81E-06	6,11E-07	1,64E-06	1,21E-05
Formation potential of tropospheric ozone (POCP)		kg NMVOC eq.	3,86E-05	2,75E-06	1,72E-06	4,31E-05
Abiotic depletion potential - Elements (ADP-elements)		kg Sb eq.	8,45E-09	5,19E-10	-2,11E-11	8,95E-09
Abiotic depletion potential - Fossil fuels (ADP-fossil fuels)		MJ, net calorific value	3,30E-01	1,99E-02	8,57E-03	3,59E-01
Water scarcity potential		m ³ eq.	4,50E-01	5,42E-04	5,14E-04	4,51E-01
Land use and land use change (LUC)		m ² per year	(N/A)	(N/A)	(N/A)	(N/A)
Resources						
Parameter		Unit	Upstream	Core	Downstream	Total
Primary energy resources - Renewable	Used as energy carrier	MJ, net calorific value	7,51E-02	1,15E-02	5,61E-04	8,71E-02
	Used as raw materials	MJ, net calorific value	2,87E-02	(N/A)	(N/A)	2,87E-02
	Total	MJ, net calorific value	1,04E-01	1,15E-02	5,61E-04	1,16E-01
Primary energy resources - Non-renewable	Used as energy carrier	MJ, net calorific value	3,56E-01	2,58E-02	8,86E-03	3,90E-01
	Used as raw materials	MJ, net calorific value	9,68E-02	2,30E-05	2,77E-04	9,71E-02
	Total	MJ, net calorific value	4,52E-01	2,58E-02	9,14E-03	4,87E-01
Secondary material		kg	(N/A)	(N/A)	(N/A)	(N/A)
Renewable secondary fuels		MJ, net calorific value	(N/A)	(N/A)	(N/A)	(N/A)
Non-renewable secondary fuels		MJ, net calorific value	(N/A)	(N/A)	(N/A)	(N/A)
Net use of fresh water		m ³	5,05E-04	1,25E-04	1,85E-05	6,48E-04
Waste and output flows						
Parameter		Unit	Upstream	Core	Downstream	Total
Hazardous waste disposed		kg	1,46E-07	1,96E-11	3,51E-10	1,46E-07
Non-hazardous waste disposed		kg	8,06E-05	3,01E-05	1,57E-03	1,69E-03
Radioactive waste disposed		kg	2,91E-06	2,33E-06	6,93E-08	5,31E-06
Components for reuse		kg	(N/A)	(N/A)	(N/A)	(N/A)
Material for recycling		kg	(N/A)	(N/A)	(N/A)	(N/A)
Materials for energy recovery		kg	0,00	0,00	2,46E-03	2,46E-03
Exported energy, electricity		MJ	(N/A)	(N/A)	(N/A)	(N/A)
Exported energy, thermal		MJ	(N/A)	(N/A)	(N/A)	(N/A)

1. TENA Discreet Ultra Mini

761125 & 761130 &
761174 & 761175

one day of absorbent product use						
Environmental impact category						
Parameter		Unit	Upstream	Core	Downstream	Total
Global warming potential (GWP)	Fossil	kg CO ₂ eq.	0,056	0,006	0,015	0,077
	Biogenic	kg CO ₂ eq.	-0,011	0,000	0,005	-0,006
	Land use and land transformation	kg CO ₂ eq.	0,00004	0,00004	0,00003	0,00011
	Total	kg CO ₂ eq.	0,045	0,006	0,020	0,071
Acidification potential (AP)		kg SO ₂ eq.	2,04E-04	2,14E-05	9,84E-06	2,35E-04
Eutrophication potential (EP)		kg PO ₄ ³ eq.	3,92E-05	2,44E-06	6,54E-06	4,82E-05
Formation potential of tropospheric ozone (POCP)		kg NMVOC eq.	1,54E-04	1,10E-05	6,86E-06	1,72E-04
Abiotic depletion potential - Elements (ADP-elements)		kg Sb eq.	3,38E-08	2,08E-09	-8,45E-11	3,58E-08
Abiotic depletion potential - Fossil fuels (ADP-fossil fuels)		MJ, net calorific value	1,32E+00	7,96E-02	3,43E-02	1,44E+00
Water scarcity potential		m ³ eq.	1,80E+00	2,17E-03	2,06E-03	1,80E+00
Land use and land use change (LUC)		m ² per year	(N/A)	(N/A)	(N/A)	(N/A)
Resources						
Parameter		Unit	Upstream	Core	Downstream	Total
Primary energy resources - Renewable	Used as energy carrier	MJ, net calorific value	3,00E-01	4,59E-02	2,24E-03	3,48E-01
	Used as raw materials	MJ, net calorific value	1,15E-01	(N/A)	(N/A)	1,15E-01
	Total	MJ, net calorific value	4,15E-01	4,59E-02	2,24E-03	4,63E-01
Primary energy resources - Non-renewable	Used as energy carrier	MJ, net calorific value	1,42E+00	1,03E-01	3,54E-02	1,56E+00
	Used as raw materials	MJ, net calorific value	3,87E-01	9,21E-05	1,11E-03	3,88E-01
	Total	MJ, net calorific value	1,81E+00	1,03E-01	3,66E-02	1,95E+00
Secondary material		kg	(N/A)	(N/A)	(N/A)	(N/A)
Renewable secondary fuels		MJ, net calorific value	(N/A)	(N/A)	(N/A)	(N/A)
Non-renewable secondary fuels		MJ, net calorific value	(N/A)	(N/A)	(N/A)	(N/A)
Net use of fresh water		m ³	2,02E-03	5,01E-04	7,41E-05	2,59E-03
Waste and output flows						
Parameter		Unit	Upstream	Core	Downstream	Total
Hazardous waste disposed		kg	5,84E-07	7,83E-11	1,40E-09	5,85E-07
Non-hazardous waste disposed		kg	3,22E-04	1,20E-04	6,30E-03	6,74E-03
Radioactive waste disposed		kg	1,16E-05	9,32E-06	2,77E-07	2,12E-05
Components for reuse		kg	(N/A)	(N/A)	(N/A)	(N/A)
Material for recycling		kg	(N/A)	(N/A)	(N/A)	(N/A)
Materials for energy recovery		kg	0,00	0,00	9,86E-03	9,86E-03
Exported energy, electricity		MJ	(N/A)	(N/A)	(N/A)	(N/A)
Exported energy, thermal		MJ	(N/A)	(N/A)	(N/A)	(N/A)

2. TENA Discreet Mini 760258 & 760262 & 760263 & 760265 & 760359 & 760364

one absorbent product						
Environmental impact category						
Parameter		Unit	Upstream	Core	Downstream	Total
Global warming potential (GWP)	Fossil	kg CO ₂ eq.	0,015	0,002	0,005	0,022
	Biogenic	kg CO ₂ eq.	-0,005	0,000	0,002	-0,003
	Land use and land transformation	kg CO ₂ eq.	0,00001	0,00001	0,00001	0,00003
	Total	kg CO ₂ eq.	0,010	0,002	0,006	0,019
Acidification potential (AP)		kg SO ₂ eq.	5,90E-05	7,68E-06	3,15E-06	6,99E-05
Eutrophication potential (EP)		kg PO ₄ ³ eq.	1,28E-05	8,78E-07	2,17E-06	1,58E-05
Formation potential of tropospheric ozone (POCP)		kg NMVOC eq.	4,58E-05	3,95E-06	2,24E-06	5,20E-05
Abiotic depletion potential - Elements (ADP-elements)		kg Sb eq.	1,33E-08	7,47E-10	6,47E-12	1,40E-08
Abiotic depletion potential - Fossil fuels (ADP-fossil fuels)		MJ, net calorific value	3,43E-01	2,86E-02	1,08E-02	3,83E-01
Water scarcity potential		m ³ eq.	3,64E-01	7,80E-04	6,43E-04	3,66E-01
Land use and land use change (LUC)		m ² per year	(N/A)	(N/A)	(N/A)	(N/A)
Resources						
Parameter		Unit	Upstream	Core	Downstream	Total
Primary energy resources - Renewable	Used as energy carrier	MJ, net calorific value	1,12E-01	1,65E-02	7,02E-04	1,29E-01
	Used as raw materials	MJ, net calorific value	4,95E-02	(N/A)	(N/A)	4,95E-02
	Total	MJ, net calorific value	1,61E-01	1,65E-02	7,02E-04	1,79E-01
Primary energy resources - Non-renewable	Used as energy carrier	MJ, net calorific value	3,68E-01	3,71E-02	1,11E-02	4,16E-01
	Used as raw materials	MJ, net calorific value	8,79E-02	3,31E-05	3,85E-04	8,83E-02
	Total	MJ, net calorific value	4,56E-01	3,71E-02	1,15E-02	5,04E-01
Secondary material		kg	(N/A)	(N/A)	(N/A)	(N/A)
Renewable secondary fuels		MJ, net calorific value	(N/A)	(N/A)	(N/A)	(N/A)
Non-renewable secondary fuels		MJ, net calorific value	(N/A)	(N/A)	(N/A)	(N/A)
Net use of fresh water		m ³	6,20E-04	1,80E-04	2,31E-05	8,23E-04
Waste and output flows						
Parameter		Unit	Upstream	Core	Downstream	Total
Hazardous waste disposed		kg	1,56E-07	2,81E-11	4,45E-10	1,56E-07
Non-hazardous waste disposed		kg	7,99E-05	4,33E-05	1,86E-03	1,99E-03
Radioactive waste disposed		kg	3,61E-06	3,35E-06	8,56E-08	7,05E-06
Components for reuse		kg	(N/A)	(N/A)	(N/A)	(N/A)
Material for recycling		kg	(N/A)	(N/A)	(N/A)	(N/A)
Materials for energy recovery		kg	0,00	0,00	3,66E-03	3,66E-03
Exported energy, electricity		MJ	(N/A)	(N/A)	(N/A)	(N/A)
Exported energy, thermal		MJ	(N/A)	(N/A)	(N/A)	(N/A)

2. TENA Discreet Mini 760258 & 760262 & 760263 & 760265 & 760359 & 760364

one day of absorbent product use						
Environmental impact category						
Parameter		Unit	Upstream	Core	Downstream	Total
Global warming potential (GWP)	Fossil	kg CO ₂ eq.	0,059	0,009	0,019	0,087
	Biogenic	kg CO ₂ eq.	-0,019	0,000	0,007	-0,012
	Land use and land transformation	kg CO ₂ eq.	0,00004	0,00006	0,00004	0,00014
	Total	kg CO ₂ eq.	0,041	0,009	0,025	0,075
Acidification potential (AP)		kg SO ₂ eq.	2,36E-04	3,07E-05	1,26E-05	2,80E-04
Eutrophication potential (EP)		kg PO ₄ ³ eq.	5,10E-05	3,51E-06	8,69E-06	6,32E-05
Formation potential of tropospheric ozone (POCP)		kg NMVOC eq.	1,83E-04	1,58E-05	8,96E-06	2,08E-04
Abiotic depletion potential - Elements (ADP-elements)		kg Sb eq.	5,31E-08	2,99E-09	2,59E-11	5,61E-08
Abiotic depletion potential - Fossil fuels (ADP-fossil fuels)		MJ, net calorific value	1,37E+00	1,14E-01	4,30E-02	1,53E+00
Water scarcity potential		m ³ eq.	1,46E+00	3,12E-03	2,57E-03	1,46E+00
Land use and land use change (LUC)		m ² per year	(N/A)	(N/A)	(N/A)	(N/A)
Resources						
Parameter		Unit	Upstream	Core	Downstream	Total
Primary energy resources - Renewable	Used as energy carrier	MJ, net calorific value	4,48E-01	6,59E-02	2,81E-03	5,17E-01
	Used as raw materials	MJ, net calorific value	1,98E-01	(N/A)	(N/A)	1,98E-01
	Total	MJ, net calorific value	6,46E-01	6,59E-02	2,81E-03	7,14E-01
Primary energy resources - Non-renewable	Used as energy carrier	MJ, net calorific value	1,47E+00	1,48E-01	4,46E-02	1,66E+00
	Used as raw materials	MJ, net calorific value	3,51E-01	1,32E-04	1,54E-03	3,53E-01
	Total	MJ, net calorific value	1,82E+00	1,49E-01	4,61E-02	2,02E+00
Secondary material		kg	(N/A)	(N/A)	(N/A)	(N/A)
Renewable secondary fuels		MJ, net calorific value	(N/A)	(N/A)	(N/A)	(N/A)
Non-renewable secondary fuels		MJ, net calorific value	(N/A)	(N/A)	(N/A)	(N/A)
Net use of fresh water		m ³	2,48E-03	7,20E-04	9,23E-05	3,29E-03
Waste and output flows						
Parameter		Unit	Upstream	Core	Downstream	Total
Hazardous waste disposed		kg	6,23E-07	1,13E-10	1,78E-09	6,25E-07
Non-hazardous waste disposed		kg	3,20E-04	1,73E-04	7,45E-03	7,95E-03
Radioactive waste disposed		kg	1,44E-05	1,34E-05	3,42E-07	2,82E-05
Components for reuse		kg	(N/A)	(N/A)	(N/A)	(N/A)
Material for recycling		kg	(N/A)	(N/A)	(N/A)	(N/A)
Materials for energy recovery		kg	0,00	0,00	1,47E-02	1,47E-02
Exported energy, electricity		MJ	(N/A)	(N/A)	(N/A)	(N/A)
Exported energy, thermal		MJ	(N/A)	(N/A)	(N/A)	(N/A)

3. TENA Discreet Mini Plus

760319 & 760321

& 760322 & 760376 & 760384

one absorbent product						
Environmental impact category						
Parameter		Unit	Upstream	Core	Downstream	Total
Global warming potential (GWP)	Fossil	kg CO ₂ eq.	0,019	0,003	0,006	0,029
	Biogenic	kg CO ₂ eq.	-0,008	0,000	0,003	-0,005
	Land use and land transformation	kg CO ₂ eq.	0,00002	0,00002	0,00001	0,00005
	Total	kg CO ₂ eq.	0,012	0,003	0,009	0,024
Acidification potential (AP)		kg SO ₂ eq.	8,17E-05	1,08E-05	4,47E-06	9,70E-05
Eutrophication potential (EP)		kg PO ₄ ³ eq.	1,83E-05	1,23E-06	3,27E-06	2,28E-05
Formation potential of tropospheric ozone (POCP)		kg NMVOC eq.	6,31E-05	5,55E-06	3,31E-06	7,20E-05
Abiotic depletion potential - Elements (ADP-elements)		kg Sb eq.	1,89E-08	1,05E-09	3,08E-11	2,00E-08
Abiotic depletion potential - Fossil fuels (ADP-fossil fuels)		MJ, net calorific value	4,41E-01	4,02E-02	1,51E-02	4,96E-01
Water scarcity potential		m ³ eq.	4,77E-01	1,09E-03	8,67E-04	4,79E-01
Land use and land use change (LUC)		m ² per year	(N/A)	(N/A)	(N/A)	(N/A)
Resources						
Parameter		Unit	Upstream	Core	Downstream	Total
Primary energy resources - Renewable	Used as energy carrier	MJ, net calorific value	1,74E-01	2,31E-02	9,78E-04	1,98E-01
	Used as raw materials	MJ, net calorific value	8,00E-02	(N/A)	(N/A)	8,00E-02
	Total	MJ, net calorific value	2,54E-01	2,31E-02	9,78E-04	2,78E-01
Primary energy resources - Non-renewable	Used as energy carrier	MJ, net calorific value	4,73E-01	5,21E-02	1,56E-02	5,41E-01
	Used as raw materials	MJ, net calorific value	1,04E-01	4,65E-05	6,12E-04	1,05E-01
	Total	MJ, net calorific value	5,77E-01	5,21E-02	1,62E-02	6,46E-01
Secondary material		kg	(N/A)	(N/A)	(N/A)	(N/A)
Renewable secondary fuels		MJ, net calorific value	(N/A)	(N/A)	(N/A)	(N/A)
Non-renewable secondary fuels		MJ, net calorific value	(N/A)	(N/A)	(N/A)	(N/A)
Net use of fresh water		m ³	8,48E-04	2,53E-04	3,12E-05	1,13E-03
Waste and output flows						
Parameter		Unit	Upstream	Core	Downstream	Total
Hazardous waste disposed		kg	1,88E-07	3,95E-11	6,30E-10	1,88E-07
Non-hazardous waste disposed		kg	1,05E-04	6,08E-05	2,39E-03	2,56E-03
Radioactive waste disposed		kg	4,70E-06	4,70E-06	1,17E-07	9,53E-06
Components for reuse		kg	(N/A)	(N/A)	(N/A)	(N/A)
Material for recycling		kg	(N/A)	(N/A)	(N/A)	(N/A)
Materials for energy recovery		kg	0,00	0,00	5,21E-03	5,21E-03
Exported energy, electricity		MJ	(N/A)	(N/A)	(N/A)	(N/A)
Exported energy, thermal		MJ	(N/A)	(N/A)	(N/A)	(N/A)

3. TENA Discreet Mini Plus

760319 & 760321
& 760322 & 760376 & 760384

one day of absorbent product use						
Environmental impact category						
Parameter		Unit	Upstream	Core	Downstream	Total
Global warming potential (GWP)	Fossil	kg CO ₂ eq.	0,078	0,013	0,026	0,116
	Biogenic	kg CO ₂ eq.	-0,031	0,000	0,011	-0,020
	Land use and land transformation	kg CO ₂ eq.	0,00006	0,00008	0,00005	0,00019
	Total	kg CO ₂ eq.	0,047	0,013	0,036	0,097
Acidification potential (AP)		kg SO ₂ eq.	3,27E-04	4,32E-05	1,79E-05	3,88E-04
Eutrophication potential (EP)		kg PO ₄ ³ eq.	7,31E-05	4,93E-06	1,31E-05	9,11E-05
Formation potential of tropospheric ozone (POCP)		kg NMVOC eq.	2,52E-04	2,22E-05	1,32E-05	2,88E-04
Abiotic depletion potential - Elements (ADP-elements)		kg Sb eq.	7,56E-08	4,20E-09	1,23E-10	7,99E-08
Abiotic depletion potential - Fossil fuels (ADP-fossil fuels)		MJ, net calorific value	1,76E+00	1,61E-01	6,03E-02	1,98E+00
Water scarcity potential		m ³ eq.	1,91E+00	4,38E-03	3,47E-03	1,92E+00
Land use and land use change (LUC)		m ² per year	(N/A)	(N/A)	(N/A)	(N/A)
Resources						
Parameter		Unit	Upstream	Core	Downstream	Total
Primary energy resources - Renewable	Used as energy carrier	MJ, net calorific value	6,95E-01	9,26E-02	3,91E-03	7,92E-01
	Used as raw materials	MJ, net calorific value	3,20E-01	(N/A)	(N/A)	3,20E-01
	Total	MJ, net calorific value	1,02E+00	9,26E-02	3,91E-03	1,11E+00
Primary energy resources - Non-renewable	Used as energy carrier	MJ, net calorific value	1,89E+00	2,08E-01	6,25E-02	2,16E+00
	Used as raw materials	MJ, net calorific value	4,18E-01	1,86E-04	2,45E-03	4,20E-01
	Total	MJ, net calorific value	2,31E+00	2,09E-01	6,50E-02	2,58E+00
Secondary material		kg	(N/A)	(N/A)	(N/A)	(N/A)
Renewable secondary fuels		MJ, net calorific value	(N/A)	(N/A)	(N/A)	(N/A)
Non-renewable secondary fuels		MJ, net calorific value	(N/A)	(N/A)	(N/A)	(N/A)
Net use of fresh water		m ³	3,39E-03	1,01E-03	1,25E-04	4,53E-03
Waste and output flows						
Parameter		Unit	Upstream	Core	Downstream	Total
Hazardous waste disposed		kg	7,51E-07	1,58E-10	2,52E-09	7,54E-07
Non-hazardous waste disposed		kg	4,20E-04	2,43E-04	9,57E-03	1,02E-02
Radioactive waste disposed		kg	1,88E-05	1,88E-05	4,70E-07	3,81E-05
Components for reuse		kg	(N/A)	(N/A)	(N/A)	(N/A)
Material for recycling		kg	(N/A)	(N/A)	(N/A)	(N/A)
Materials for energy recovery		kg	0,00	0,00	2,08E-02	2,08E-02
Exported energy, electricity		MJ	(N/A)	(N/A)	(N/A)	(N/A)
Exported energy, thermal		MJ	(N/A)	(N/A)	(N/A)	(N/A)

4. TENA Discreet Mini Plus Wings

762308 & 762309

one absorbent product

Environmental impact category

Parameter		Unit	Upstream	Core	Downstream	Total
Global warming potential (GWP)	Fossil	kg CO ₂ eq.	0,021	0,003	0,007	0,031
	Biogenic	kg CO ₂ eq.	-0,008	0,000	0,003	-0,005
	Land use and land transformation	kg CO ₂ eq.	0,00002	0,00002	0,00001	0,00005
	Total	kg CO ₂ eq.	0,014	0,003	0,010	0,027
Acidification potential (AP)		kg SO ₂ eq.	8,80E-05	1,16E-05	4,77E-06	1,04E-04
Eutrophication potential (EP)		kg PO ₄ ³ eq.	1,90E-05	1,32E-06	3,47E-06	2,38E-05
Formation potential of tropospheric ozone (POCP)		kg NMVOC eq.	6,72E-05	5,94E-06	3,52E-06	7,66E-05
Abiotic depletion potential - Elements (ADP-elements)		kg Sb eq.	1,92E-08	1,12E-09	1,63E-11	2,04E-08
Abiotic depletion potential - Fossil fuels (ADP-fossil fuels)		MJ, net calorific value	4,89E-01	4,31E-02	1,61E-02	5,48E-01
Water scarcity potential		m ³ eq.	5,33E-01	1,17E-03	9,19E-04	5,35E-01
Land use and land use change (LUC)		m ² per year	(N/A)	(N/A)	(N/A)	(N/A)

Resources

Parameter		Unit	Upstream	Core	Downstream	Total
Primary energy resources - Renewable	Used as energy carrier	MJ, net calorific value	1,76E-01	2,48E-02	1,04E-03	2,02E-01
	Used as raw materials	MJ, net calorific value	8,00E-02	(N/A)	(N/A)	8,00E-02
	Total	MJ, net calorific value	2,56E-01	2,48E-02	1,04E-03	2,82E-01
Primary energy resources - Non-renewable	Used as energy carrier	MJ, net calorific value	5,25E-01	5,58E-02	1,67E-02	5,97E-01
	Used as raw materials	MJ, net calorific value	1,31E-01	4,98E-05	6,48E-04	1,32E-01
	Total	MJ, net calorific value	6,56E-01	5,59E-02	1,73E-02	7,29E-01
Secondary material		kg	(N/A)	(N/A)	(N/A)	(N/A)
Renewable secondary fuels		MJ, net calorific value	(N/A)	(N/A)	(N/A)	(N/A)
Non-renewable secondary fuels		MJ, net calorific value	(N/A)	(N/A)	(N/A)	(N/A)
Net use of fresh water		m ³	9,03E-04	2,71E-04	3,31E-05	1,21E-03

Waste and output flows

Parameter		Unit	Upstream	Core	Downstream	Total
Hazardous waste disposed		kg	2,50E-07	4,23E-11	6,72E-10	2,51E-07
Non-hazardous waste disposed		kg	1,08E-04	6,52E-05	2,58E-03	2,75E-03
Radioactive waste disposed		kg	5,00E-06	5,04E-06	1,26E-07	1,02E-05
Components for reuse		kg	(N/A)	(N/A)	(N/A)	(N/A)
Material for recycling		kg	(N/A)	(N/A)	(N/A)	(N/A)
Materials for energy recovery		kg	0,00	0,00	5,38E-03	5,38E-03
Exported energy, electricity		MJ	(N/A)	(N/A)	(N/A)	(N/A)
Exported energy, thermal		MJ	(N/A)	(N/A)	(N/A)	(N/A)

4. TENA Discreet Mini Plus Wings

762308 & 762309

one day of absorbent product use

Environmental impact category

Parameter		Unit	Upstream	Core	Downstream	Total
Global warming potential (GWP)	Fossil	kg CO ₂ eq.	0,085	0,014	0,027	0,125
	Biogenic	kg CO ₂ eq.	-0,031	0,000	0,011	-0,019
	Land use and land transformation	kg CO ₂ eq.	0,00006	0,00008	0,00006	0,00020
	Total	kg CO ₂ eq.	0,054	0,014	0,038	0,106
Acidification potential (AP)		kg SO ₂ eq.	3,52E-04	4,63E-05	1,91E-05	4,17E-04
Eutrophication potential (EP)		kg PO ₄ ³⁻ eq.	7,62E-05	5,28E-06	1,39E-05	9,53E-05
Formation potential of tropospheric ozone (POCP)		kg NMVOC eq.	2,69E-04	2,38E-05	1,41E-05	3,07E-04
Abiotic depletion potential - Elements (ADP-elements)		kg Sb eq.	7,69E-08	4,50E-09	6,54E-11	8,15E-08
Abiotic depletion potential - Fossil fuels (ADP-fossil fuels)		MJ, net calorific value	1,96E+00	1,72E-01	6,44E-02	2,19E+00
Water scarcity potential		m ³ eq.	2,13E+00	4,69E-03	3,68E-03	2,14E+00
Land use and land use change (LUC)		m ² per year	(N/A)	(N/A)	(N/A)	(N/A)

Resources

Parameter		Unit	Upstream	Core	Downstream	Total
Primary energy resources - Renewable	Used as energy carrier	MJ, net calorific value	7,03E-01	9,92E-02	4,18E-03	8,07E-01
	Used as raw materials	MJ, net calorific value	3,20E-01	(N/A)	(N/A)	3,20E-01
	Total	MJ, net calorific value	1,02E+00	9,92E-02	4,18E-03	1,13E+00
Primary energy resources - Non-renewable	Used as energy carrier	MJ, net calorific value	2,10E+00	2,23E-01	6,68E-02	2,39E+00
	Used as raw materials	MJ, net calorific value	5,24E-01	1,99E-04	2,59E-03	5,27E-01
	Total	MJ, net calorific value	2,62E+00	2,24E-01	6,93E-02	2,92E+00
Secondary material		kg	(N/A)	(N/A)	(N/A)	(N/A)
Renewable secondary fuels		MJ, net calorific value	(N/A)	(N/A)	(N/A)	(N/A)
Non-renewable secondary fuels		MJ, net calorific value	(N/A)	(N/A)	(N/A)	(N/A)
Net use of fresh water		m ³	3,61E-03	1,08E-03	1,32E-04	4,83E-03

Waste and output flows

Parameter	Unit	Upstream	Core	Downstream	Total
Hazardous waste disposed	kg	1,00E-06	1,69E-10	2,69E-09	1,00E-06
Non-hazardous waste disposed	kg	4,33E-04	2,61E-04	1,03E-02	1,10E-02
Radioactive waste disposed	kg	2,00E-05	2,02E-05	5,04E-07	4,07E-05
Components for reuse	kg	(N/A)	(N/A)	(N/A)	(N/A)
Material for recycling	kg	(N/A)	(N/A)	(N/A)	(N/A)
Materials for energy recovery	kg	0,00	0,00	2,15E-02	2,15E-02
Exported energy, electricity	MJ	(N/A)	(N/A)	(N/A)	(N/A)
Exported energy, thermal	MJ	(N/A)	(N/A)	(N/A)	(N/A)

5. TENA Discreet Normal 760479 & 760489 & 760712

one absorbent product

Environmental impact category

Parameter		Unit	Upstream	Core	Downstream	Total
Global warming potential (GWP)	Fossil	kg CO ₂ eq.	0,026	0,004	0,008	0,039
	Biogenic	kg CO ₂ eq.	-0,011	0,000	0,004	-0,007
	Land use and land transformation	kg CO ₂ eq.	0,00002	0,00003	0,00002	0,00006
	Total	kg CO ₂ eq.	0,015	0,004	0,012	0,032
Acidification potential (AP)		kg SO ₂ eq.	1,14E-04	1,42E-05	6,13E-06	1,34E-04
Eutrophication potential (EP)		kg PO ₄ ³ eq.	2,80E-05	1,62E-06	4,61E-06	3,42E-05
Formation potential of tropospheric ozone (POCP)		kg NMVOC eq.	8,61E-05	7,29E-06	4,61E-06	9,80E-05
Abiotic depletion potential - Elements (ADP-elements)		kg Sb eq.	3,00E-08	1,38E-09	8,07E-11	3,14E-08
Abiotic depletion potential - Fossil fuels (ADP-fossil fuels)		MJ, net calorific value	5,79E-01	5,28E-02	2,05E-02	6,52E-01
Water scarcity potential		m ³ eq.	6,68E-01	1,44E-03	1,14E-03	6,71E-01
Land use and land use change (LUC)		m ² per year	(N/A)	(N/A)	(N/A)	(N/A)

Resources

Parameter		Unit	Upstream	Core	Downstream	Total
Primary energy resources - Renewable	Used as energy carrier	MJ, net calorific value	2,36E-01	3,04E-02	1,32E-03	2,68E-01
	Used as raw materials	MJ, net calorific value	1,12E-01	(N/A)	(N/A)	1,12E-01
	Total	MJ, net calorific value	3,48E-01	3,04E-02	1,32E-03	3,80E-01
Primary energy resources - Non-renewable	Used as energy carrier	MJ, net calorific value	6,29E-01	6,84E-02	2,12E-02	7,18E-01
	Used as raw materials	MJ, net calorific value	1,40E-01	6,11E-05	8,91E-04	1,41E-01
	Total	MJ, net calorific value	7,69E-01	6,85E-02	2,21E-02	8,60E-01
Secondary material		kg	(N/A)	(N/A)	(N/A)	(N/A)
Renewable secondary fuels		MJ, net calorific value	(N/A)	(N/A)	(N/A)	(N/A)
Non-renewable secondary fuels		MJ, net calorific value	(N/A)	(N/A)	(N/A)	(N/A)
Net use of fresh water		m ³	1,21E-03	3,32E-04	4,10E-05	1,58E-03

Waste and output flows

Parameter	Unit	Upstream	Core	Downstream	Total
Hazardous waste disposed	kg	1,97E-07	5,19E-11	8,64E-10	1,98E-07
Non-hazardous waste disposed	kg	1,07E-04	7,99E-05	3,03E-03	3,21E-03
Radioactive waste disposed	kg	5,12E-06	6,18E-06	1,56E-07	1,15E-05
Components for reuse	kg	(N/A)	(N/A)	(N/A)	(N/A)
Material for recycling	kg	(N/A)	(N/A)	(N/A)	(N/A)
Materials for energy recovery	kg	0,00	0,00	7,00E-03	7,00E-03
Exported energy, electricity	MJ	(N/A)	(N/A)	(N/A)	(N/A)
Exported energy, thermal	MJ	(N/A)	(N/A)	(N/A)	(N/A)

5. TENA Discreet Normal 760479 & 760489 & 760712

one day of absorbent product use

Environmental impact category

Parameter		Unit	Upstream	Core	Downstream	Total
Global warming potential (GWP)	Fossil	kg CO ₂ eq.	0,104	0,017	0,033	0,154
	Biogenic	kg CO ₂ eq.	-0,043	0,000	0,016	-0,028
	Land use and land transformation	kg CO ₂ eq.	0,00007	0,00010	0,00007	0,00024
	Total	kg CO ₂ eq.	0,061	0,017	0,049	0,127
Acidification potential (AP)		kg SO ₂ eq.	4,55E-04	5,67E-05	2,45E-05	5,36E-04
Eutrophication potential (EP)		kg PO ₄ ³ eq.	1,12E-04	6,48E-06	1,85E-05	1,37E-04
Formation potential of tropospheric ozone (POCP)		kg NMVOC eq.	3,45E-04	2,91E-05	1,84E-05	3,92E-04
Abiotic depletion potential - Elements (ADP-elements)		kg Sb eq.	1,20E-07	5,51E-09	3,23E-10	1,26E-07
Abiotic depletion potential - Fossil fuels (ADP-fossil fuels)		MJ, net calorific value	2,31E+00	2,11E-01	8,18E-02	2,61E+00
Water scarcity potential		m ³ eq.	2,67E+00	5,75E-03	4,56E-03	2,68E+00
Land use and land use change (LUC)		m ² per year	(N/A)	(N/A)	(N/A)	(N/A)

Resources

Parameter		Unit	Upstream	Core	Downstream	Total
Primary energy resources - Renewable	Used as energy carrier	MJ, net calorific value	9,44E-01	1,22E-01	5,29E-03	1,07E+00
	Used as raw materials	MJ, net calorific value	4,48E-01	(N/A)	(N/A)	4,48E-01
	Total	MJ, net calorific value	1,39E+00	1,22E-01	5,29E-03	1,52E+00
Primary energy resources - Non-renewable	Used as energy carrier	MJ, net calorific value	2,52E+00	2,74E-01	8,49E-02	2,87E+00
	Used as raw materials	MJ, net calorific value	5,61E-01	2,44E-04	3,56E-03	5,65E-01
	Total	MJ, net calorific value	3,08E+00	2,74E-01	8,85E-02	3,44E+00
Secondary material		kg	(N/A)	(N/A)	(N/A)	(N/A)
Renewable secondary fuels		MJ, net calorific value	(N/A)	(N/A)	(N/A)	(N/A)
Non-renewable secondary fuels		MJ, net calorific value	(N/A)	(N/A)	(N/A)	(N/A)
Net use of fresh water		m ³	4,82E-03	1,33E-03	1,64E-04	6,31E-03

Waste and output flows

Parameter	Unit	Upstream	Core	Downstream	Total
Hazardous waste disposed	kg	7,89E-07	2,08E-10	3,45E-09	7,93E-07
Non-hazardous waste disposed	kg	4,26E-04	3,20E-04	1,21E-02	1,29E-02
Radioactive waste disposed	kg	2,05E-05	2,47E-05	6,25E-07	4,58E-05
Components for reuse	kg	(N/A)	(N/A)	(N/A)	(N/A)
Material for recycling	kg	(N/A)	(N/A)	(N/A)	(N/A)
Materials for energy recovery	kg	0,00	0,00	2,80E-02	2,80E-02
Exported energy, electricity	MJ	(N/A)	(N/A)	(N/A)	(N/A)
Exported energy, thermal	MJ	(N/A)	(N/A)	(N/A)	(N/A)

6. TENA Discreet Normal Night/Lady Extra 760764 & 760766 & 751580

one absorbent product						
Environmental impact category						
Parameter		Unit	Upstream	Core	Downstream	Total
Global warming potential (GWP)	Fossil	kg CO ₂ eq.	0,038	0,007	0,013	0,058
	Biogenic	kg CO ₂ eq.	-0,020	0,000	0,007	-0,013
	Land use and land transformation	kg CO ₂ eq.	0,00003	0,00004	0,00003	0,00010
	Total	kg CO ₂ eq.	0,019	0,007	0,020	0,046
Acidification potential (AP)		kg SO ₂ eq.	1,76E-04	2,32E-05	9,87E-06	2,09E-04
Eutrophication potential (EP)		kg PO ₄ ³ eq.	4,40E-05	2,65E-06	7,81E-06	5,44E-05
Formation potential of tropospheric ozone (POCP)		kg NMVOC eq.	1,33E-04	1,19E-05	7,69E-06	1,53E-04
Abiotic depletion potential - Elements (ADP-elements)		kg Sb eq.	4,69E-08	2,25E-09	1,66E-10	4,93E-08
Abiotic depletion potential - Fossil fuels (ADP-fossil fuels)		MJ, net calorific value	8,24E-01	8,64E-02	3,24E-02	9,43E-01
Water scarcity potential		m ³ eq.	9,48E-01	2,35E-03	1,77E-03	9,52E-01
Land use and land use change (LUC)		m ² per year	(N/A)	(N/A)	(N/A)	(N/A)
Resources						
Parameter		Unit	Upstream	Core	Downstream	Total
Primary energy resources - Renewable	Used as energy carrier	MJ, net calorific value	4,14E-01	4,97E-02	2,09E-03	4,66E-01
	Used as raw materials	MJ, net calorific value	2,03E-01	(N/A)	(N/A)	2,03E-01
	Total	MJ, net calorific value	6,16E-01	4,97E-02	2,09E-03	6,68E-01
Primary energy resources - Non-renewable	Used as energy carrier	MJ, net calorific value	8,95E-01	1,12E-01	3,37E-02	1,04E+00
	Used as raw materials	MJ, net calorific value	1,78E-01	9,99E-05	1,57E-03	1,80E-01
	Total	MJ, net calorific value	1,07E+00	1,12E-01	3,53E-02	1,22E+00
Secondary material		kg	(N/A)	(N/A)	(N/A)	(N/A)
Renewable secondary fuels		MJ, net calorific value	(N/A)	(N/A)	(N/A)	(N/A)
Non-renewable secondary fuels		MJ, net calorific value	(N/A)	(N/A)	(N/A)	(N/A)
Net use of fresh water		m ³	1,85E-03	5,43E-04	6,36E-05	2,46E-03
Waste and output flows						
Parameter		Unit	Upstream	Core	Downstream	Total
Hazardous waste disposed		kg	2,61E-07	8,49E-11	1,38E-09	2,62E-07
Non-hazardous waste disposed		kg	1,64E-04	1,31E-04	4,46E-03	4,75E-03
Radioactive waste disposed		kg	7,75E-06	1,01E-05	2,46E-07	1,81E-05
Components for reuse		kg	(N/A)	(N/A)	(N/A)	(N/A)
Material for recycling		kg	(N/A)	(N/A)	(N/A)	(N/A)
Materials for energy recovery		kg	0,00	0,00	1,15E-02	1,15E-02
Exported energy, electricity		MJ	(N/A)	(N/A)	(N/A)	(N/A)
Exported energy, thermal		MJ	(N/A)	(N/A)	(N/A)	(N/A)

6. TENA Discreet Normal Night/Lady Extra 760764 & 760766 & 751580

one day of absorbent product use						
Environmental impact category						
Parameter		Unit	Upstream	Core	Downstream	Total
Global warming potential (GWP)	Fossil	kg CO ₂ eq.	0,152	0,028	0,053	0,233
	Biogenic	kg CO ₂ eq.	-0,078	0,000	0,027	-0,051
	Land use and land transformation	kg CO ₂ eq.	0,00011	0,00017	0,00011	0,00039
	Total	kg CO ₂ eq.	0,074	0,028	0,080	0,182
Acidification potential (AP)		kg SO ₂ eq.	7,04E-04	9,28E-05	3,95E-05	8,36E-04
Eutrophication potential (EP)		kg PO ₄ ³ eq.	1,76E-04	1,06E-05	3,12E-05	2,18E-04
Formation potential of tropospheric ozone (POCP)		kg NMVOC eq.	5,34E-04	4,77E-05	3,08E-05	6,12E-04
Abiotic depletion potential - Elements (ADP-elements)		kg Sb eq.	1,88E-07	9,02E-09	6,64E-10	1,97E-07
Abiotic depletion potential - Fossil fuels (ADP-fossil fuels)		MJ, net calorific value	3,30E+00	3,45E-01	1,30E-01	3,77E+00
Water scarcity potential		m ³ eq.	3,79E+00	9,41E-03	7,07E-03	3,81E+00
Land use and land use change (LUC)		m ² per year	(N/A)	(N/A)	(N/A)	(N/A)
Resources						
Parameter		Unit	Upstream	Core	Downstream	Total
Primary energy resources - Renewable	Used as energy carrier	MJ, net calorific value	1,65E+00	1,99E-01	8,36E-03	1,86E+00
	Used as raw materials	MJ, net calorific value	8,11E-01	(N/A)	(N/A)	8,11E-01
	Total	MJ, net calorific value	2,47E+00	1,99E-01	8,36E-03	2,67E+00
Primary energy resources - Non-renewable	Used as energy carrier	MJ, net calorific value	3,58E+00	4,48E-01	1,35E-01	4,16E+00
	Used as raw materials	MJ, net calorific value	7,12E-01	4,00E-04	6,26E-03	7,19E-01
	Total	MJ, net calorific value	4,29E+00	4,48E-01	1,41E-01	4,88E+00
Secondary material		kg	(N/A)	(N/A)	(N/A)	(N/A)
Renewable secondary fuels		MJ, net calorific value	(N/A)	(N/A)	(N/A)	(N/A)
Non-renewable secondary fuels		MJ, net calorific value	(N/A)	(N/A)	(N/A)	(N/A)
Net use of fresh water		m ³	7,42E-03	2,17E-03	2,54E-04	9,84E-03
Waste and output flows						
Parameter		Unit	Upstream	Core	Downstream	Total
Hazardous waste disposed		kg	1,04E-06	3,40E-10	5,51E-09	1,05E-06
Non-hazardous waste disposed		kg	6,57E-04	5,23E-04	1,78E-02	1,90E-02
Radioactive waste disposed		kg	3,10E-05	4,04E-05	9,83E-07	7,24E-05
Components for reuse		kg	(N/A)	(N/A)	(N/A)	(N/A)
Material for recycling		kg	(N/A)	(N/A)	(N/A)	(N/A)
Materials for energy recovery		kg	0,00	0,00	4,60E-02	4,60E-02
Exported energy, electricity		MJ	(N/A)	(N/A)	(N/A)	(N/A)
Exported energy, thermal		MJ	(N/A)	(N/A)	(N/A)	(N/A)

7. TENA Discreet Extra

760569 & 760725 &
760726 & 760756

one absorbent product						
Environmental impact category						
Parameter		Unit	Upstream	Core	Downstream	Total
Global warming potential (GWP)	Fossil	kg CO ₂ eq.	0,042	0,007	0,014	0,062
	Biogenic	kg CO ₂ eq.	-0,016	0,000	0,006	-0,010
	Land use and land transformation	kg CO ₂ eq.	0,00003	0,00004	0,00003	0,00010
	Total	kg CO ₂ eq.	0,026	0,007	0,019	0,052
Acidification potential (AP)		kg SO ₂ eq.	1,71E-04	2,40E-05	9,67E-06	2,05E-04
Eutrophication potential (EP)		kg PO ₄ ³ eq.	4,10E-05	2,74E-06	6,98E-06	5,07E-05
Formation potential of tropospheric ozone (POCP)		kg NMVOC eq.	1,36E-04	1,23E-05	7,09E-06	1,55E-04
Abiotic depletion potential - Elements (ADP-elements)		kg Sb eq.	4,70E-08	2,33E-09	1,29E-10	4,95E-08
Abiotic depletion potential - Fossil fuels (ADP-fossil fuels)		MJ, net calorific value	9,28E-01	8,92E-02	3,25E-02	1,05E+00
Water scarcity potential		m ³ eq.	9,53E-01	2,43E-03	1,97E-03	9,58E-01
Land use and land use change (LUC)		m ² per year	(N/A)	(N/A)	(N/A)	(N/A)
Resources						
Parameter		Unit	Upstream	Core	Downstream	Total
Primary energy resources - Renewable	Used as energy carrier	MJ, net calorific value	3,54E-01	5,14E-02	2,13E-03	4,08E-01
	Used as raw materials	MJ, net calorific value	1,66E-01	(N/A)	(N/A)	1,66E-01
	Total	MJ, net calorific value	5,21E-01	5,14E-02	2,13E-03	5,74E-01
Primary energy resources - Non-renewable	Used as energy carrier	MJ, net calorific value	9,97E-01	1,16E-01	3,37E-02	1,15E+00
	Used as raw materials	MJ, net calorific value	1,88E-01	1,03E-04	1,28E-03	1,89E-01
	Total	MJ, net calorific value	1,18E+00	1,16E-01	3,50E-02	1,34E+00
Secondary material		kg	(N/A)	(N/A)	(N/A)	(N/A)
Renewable secondary fuels		MJ, net calorific value	(N/A)	(N/A)	(N/A)	(N/A)
Non-renewable secondary fuels		MJ, net calorific value	(N/A)	(N/A)	(N/A)	(N/A)
Net use of fresh water		m ³	1,95E-03	5,61E-04	7,08E-05	2,58E-03
Waste and output flows						
Parameter		Unit	Upstream	Core	Downstream	Total
Hazardous waste disposed		kg	3,25E-07	8,77E-11	1,33E-09	3,26E-07
Non-hazardous waste disposed		kg	2,14E-04	1,35E-04	5,64E-03	5,99E-03
Radioactive waste disposed		kg	9,62E-06	1,04E-05	2,64E-07	2,03E-05
Components for reuse		kg	(N/A)	(N/A)	(N/A)	(N/A)
Material for recycling		kg	(N/A)	(N/A)	(N/A)	(N/A)
Materials for energy recovery		kg	0,00	0,00	1,19E-02	1,19E-02
Exported energy, electricity		MJ	(N/A)	(N/A)	(N/A)	(N/A)
Exported energy, thermal		MJ	(N/A)	(N/A)	(N/A)	(N/A)

7. TENA Discreet Extra

760569 & 760725 &
760726 & 760756

one day of absorbent product use						
Environmental impact category						
Parameter		Unit	Upstream	Core	Downstream	Total
Global warming potential (GWP)	Fossil	kg CO ₂ eq.	0,166	0,028	0,055	0,249
	Biogenic	kg CO ₂ eq.	-0,064	0,000	0,022	-0,042
	Land use and land transformation	kg CO ₂ eq.	0,00012	0,00017	0,00011	0,00040
	Total	kg CO ₂ eq.	0,102	0,029	0,077	0,208
Acidification potential (AP)		kg SO ₂ eq.	6,84E-04	9,58E-05	3,87E-05	8,18E-04
Eutrophication potential (EP)		kg PO ₄ ³ eq.	1,64E-04	1,09E-05	2,79E-05	2,03E-04
Formation potential of tropospheric ozone (POCP)		kg NMVOC eq.	5,43E-04	4,92E-05	2,84E-05	6,20E-04
Abiotic depletion potential - Elements (ADP-elements)		kg Sb eq.	1,88E-07	9,31E-09	5,17E-10	1,98E-07
Abiotic depletion potential - Fossil fuels (ADP-fossil fuels)		MJ, net calorific value	3,71E+00	3,57E-01	1,30E-01	4,20E+00
Water scarcity potential		m ³ eq.	3,81E+00	9,72E-03	7,89E-03	3,83E+00
Land use and land use change (LUC)		m ² per year	(N/A)	(N/A)	(N/A)	(N/A)
Resources						
Parameter		Unit	Upstream	Core	Downstream	Total
Primary energy resources - Renewable	Used as energy carrier	MJ, net calorific value	1,42E+00	2,05E-01	8,52E-03	1,63E+00
	Used as raw materials	MJ, net calorific value	6,66E-01	(N/A)	(N/A)	6,66E-01
	Total	MJ, net calorific value	2,08E+00	2,05E-01	8,52E-03	2,30E+00
Primary energy resources - Non-renewable	Used as energy carrier	MJ, net calorific value	3,99E+00	4,62E-01	1,35E-01	4,58E+00
	Used as raw materials	MJ, net calorific value	7,51E-01	4,13E-04	5,12E-03	7,57E-01
	Total	MJ, net calorific value	4,74E+00	4,63E-01	1,40E-01	5,34E+00
Secondary material		kg	(N/A)	(N/A)	(N/A)	(N/A)
Renewable secondary fuels		MJ, net calorific value	(N/A)	(N/A)	(N/A)	(N/A)
Non-renewable secondary fuels		MJ, net calorific value	(N/A)	(N/A)	(N/A)	(N/A)
Net use of fresh water		m ³	7,80E-03	2,24E-03	2,83E-04	1,03E-02
Waste and output flows						
Parameter		Unit	Upstream	Core	Downstream	Total
Hazardous waste disposed		kg	1,30E-06	3,51E-10	5,33E-09	1,30E-06
Non-hazardous waste disposed		kg	8,57E-04	5,40E-04	2,25E-02	2,39E-02
Radioactive waste disposed		kg	3,85E-05	4,18E-05	1,06E-06	8,13E-05
Components for reuse		kg	(N/A)	(N/A)	(N/A)	(N/A)
Material for recycling		kg	(N/A)	(N/A)	(N/A)	(N/A)
Materials for energy recovery		kg	0,00	0,00	4,75E-02	4,75E-02
Exported energy, electricity		MJ	(N/A)	(N/A)	(N/A)	(N/A)
Exported energy, thermal		MJ	(N/A)	(N/A)	(N/A)	(N/A)

8. TENA Discreet Extra Plus

760639 & 760771 &
761669

one absorbent product						
Environmental impact category						
Parameter		Unit	Upstream	Core	Downstream	Total
Global warming potential (GWP)	Fossil	kg CO ₂ eq.	0,047	0,008	0,015	0,071
	Biogenic	kg CO ₂ eq.	-0,018	0,000	0,006	-0,011
	Land use and land transformation	kg CO ₂ eq.	0,00004	0,00005	0,00003	0,00011
	Total	kg CO ₂ eq.	0,030	0,008	0,022	0,059
Acidification potential (AP)		kg SO ₂ eq.	1,94E-04	2,66E-05	1,09E-05	2,31E-04
Eutrophication potential (EP)		kg PO ₄ ³ eq.	4,64E-05	3,04E-06	7,87E-06	5,73E-05
Formation potential of tropospheric ozone (POCP)		kg NMVOC eq.	1,53E-04	1,37E-05	7,99E-06	1,74E-04
Abiotic depletion potential - Elements (ADP-elements)		kg Sb eq.	5,21E-08	2,58E-09	1,46E-10	5,48E-08
Abiotic depletion potential - Fossil fuels (ADP-fossil fuels)		MJ, net calorific value	1,06E+00	9,90E-02	3,68E-02	1,19E+00
Water scarcity potential		m ³ eq.	1,09E+00	2,70E-03	2,19E-03	1,10E+00
Land use and land use change (LUC)		m ² per year	(N/A)	(N/A)	(N/A)	(N/A)
Resources						
Parameter		Unit	Upstream	Core	Downstream	Total
Primary energy resources - Renewable	Used as energy carrier	MJ, net calorific value	3,99E-01	5,70E-02	2,41E-03	4,59E-01
	Used as raw materials	MJ, net calorific value	1,85E-01	(N/A)	(N/A)	1,85E-01
	Total	MJ, net calorific value	5,84E-01	5,70E-02	2,41E-03	6,44E-01
Primary energy resources - Non-renewable	Used as energy carrier	MJ, net calorific value	1,14E+00	1,28E-01	3,82E-02	1,30E+00
	Used as raw materials	MJ, net calorific value	2,20E-01	1,15E-04	1,45E-03	2,22E-01
	Total	MJ, net calorific value	1,36E+00	1,28E-01	3,97E-02	1,52E+00
Secondary material		kg	(N/A)	(N/A)	(N/A)	(N/A)
Renewable secondary fuels		MJ, net calorific value	(N/A)	(N/A)	(N/A)	(N/A)
Non-renewable secondary fuels		MJ, net calorific value	(N/A)	(N/A)	(N/A)	(N/A)
Net use of fresh water		m ³	2,19E-03	6,22E-04	7,87E-05	2,90E-03
Waste and output flows						
Parameter		Unit	Upstream	Core	Downstream	Total
Hazardous waste disposed		kg	3,63E-07	9,73E-11	1,52E-09	3,64E-07
Non-hazardous waste disposed		kg	2,45E-04	1,50E-04	6,23E-03	6,63E-03
Radioactive waste disposed		kg	1,11E-05	1,16E-05	2,95E-07	2,30E-05
Components for reuse		kg	(N/A)	(N/A)	(N/A)	(N/A)
Material for recycling		kg	(N/A)	(N/A)	(N/A)	(N/A)
Materials for energy recovery		kg	0,00	0,00	1,31E-02	1,31E-02
Exported energy, electricity		MJ	(N/A)	(N/A)	(N/A)	(N/A)
Exported energy, thermal		MJ	(N/A)	(N/A)	(N/A)	(N/A)

8. TENA Discreet Extra Plus

760639 & 760771 &
761669

one day of absorbent product use						
Environmental impact category						
Parameter		Unit	Upstream	Core	Downstream	Total
Global warming potential (GWP)	Fossil	kg CO ₂ eq.	0,190	0,032	0,062	0,283
	Biogenic	kg CO ₂ eq.	-0,071	0,000	0,025	-0,046
	Land use and land transformation	kg CO ₂ eq.	0,00014	0,00019	0,00013	0,00046
	Total	kg CO ₂ eq.	0,119	0,032	0,087	0,238
Acidification potential (AP)		kg SO ₂ eq.	7,75E-04	1,06E-04	4,37E-05	9,25E-04
Eutrophication potential (EP)		kg PO ₄ ³ eq.	1,85E-04	1,21E-05	3,15E-05	2,29E-04
Formation potential of tropospheric ozone (POCP)		kg NMVOC eq.	6,11E-04	5,46E-05	3,19E-05	6,98E-04
Abiotic depletion potential - Elements (ADP-elements)		kg Sb eq.	2,08E-07	1,03E-08	5,84E-10	2,19E-07
Abiotic depletion potential - Fossil fuels (ADP-fossil fuels)		MJ, net calorific value	4,23E+00	3,96E-01	1,47E-01	4,77E+00
Water scarcity potential		m ³ eq.	4,38E+00	1,08E-02	8,76E-03	4,40E+00
Land use and land use change (LUC)		m ² per year	(N/A)	(N/A)	(N/A)	(N/A)
Resources						
Parameter		Unit	Upstream	Core	Downstream	Total
Primary energy resources - Renewable	Used as energy carrier	MJ, net calorific value	1,60E+00	2,28E-01	9,64E-03	1,84E+00
	Used as raw materials	MJ, net calorific value	7,39E-01	(N/A)	(N/A)	7,39E-01
	Total	MJ, net calorific value	2,34E+00	2,28E-01	9,64E-03	2,57E+00
Primary energy resources - Non-renewable	Used as energy carrier	MJ, net calorific value	4,54E+00	5,13E-01	1,53E-01	5,21E+00
	Used as raw materials	MJ, net calorific value	8,81E-01	4,58E-04	5,79E-03	8,87E-01
	Total	MJ, net calorific value	5,43E+00	5,14E-01	1,59E-01	6,10E+00
Secondary material		kg	(N/A)	(N/A)	(N/A)	(N/A)
Renewable secondary fuels		MJ, net calorific value	(N/A)	(N/A)	(N/A)	(N/A)
Non-renewable secondary fuels		MJ, net calorific value	(N/A)	(N/A)	(N/A)	(N/A)
Net use of fresh water		m ³	8,78E-03	2,49E-03	3,15E-04	1,16E-02
Waste and output flows						
Parameter		Unit	Upstream	Core	Downstream	Total
Hazardous waste disposed		kg	1,45E-06	3,89E-10	6,08E-09	1,46E-06
Non-hazardous waste disposed		kg	9,79E-04	5,99E-04	2,49E-02	2,65E-02
Radioactive waste disposed		kg	4,45E-05	4,63E-05	1,18E-06	9,21E-05
Components for reuse		kg	(N/A)	(N/A)	(N/A)	(N/A)
Material for recycling		kg	(N/A)	(N/A)	(N/A)	(N/A)
Materials for energy recovery		kg	0,00	0,00	5,26E-02	5,26E-02
Exported energy, electricity		MJ	(N/A)	(N/A)	(N/A)	(N/A)
Exported energy, thermal		MJ	(N/A)	(N/A)	(N/A)	(N/A)

9. TENA Discreet Maxi

760934 & 760938

one absorbent product

Environmental impact category

Parameter		Unit	Upstream	Core	Downstream	Total
Global warming potential (GWP)	Fossil	kg CO ₂ eq.	0,063	0,011	0,021	0,095
	Biogenic	kg CO ₂ eq.	-0,029	0,000	0,010	-0,019
	Land use and land transformation	kg CO ₂ eq.	0,00005	0,00007	0,00004	0,00016
	Total	kg CO ₂ eq.	0,034	0,011	0,031	0,076
Acidification potential (AP)		kg SO ₂ eq.	2,73E-04	3,65E-05	1,55E-05	3,25E-04
Eutrophication potential (EP)		kg PO ₄ ³ eq.	6,91E-05	4,17E-06	1,19E-05	8,51E-05
Formation potential of tropospheric ozone (POCP)		kg NMVOC eq.	2,15E-04	1,88E-05	1,18E-05	2,46E-04
Abiotic depletion potential - Elements (ADP-elements)		kg Sb eq.	7,62E-08	3,55E-09	3,09E-10	8,01E-08
Abiotic depletion potential - Fossil fuels (ADP-fossil fuels)		MJ, net calorific value	1,36E+00	1,36E-01	5,14E-02	1,55E+00
Water scarcity potential		m ³ eq.	1,42E+00	3,70E-03	2,88E-03	1,43E+00
Land use and land use change (LUC)		m ² per year	(N/A)	(N/A)	(N/A)	(N/A)

Resources

Parameter		Unit	Upstream	Core	Downstream	Total
Primary energy resources - Renewable	Used as energy carrier	MJ, net calorific value	6,32E-01	7,83E-02	3,33E-03	7,14E-01
	Used as raw materials	MJ, net calorific value	3,03E-01	(N/A)	(N/A)	3,03E-01
	Total	MJ, net calorific value	9,36E-01	7,83E-02	3,33E-03	1,02E+00
Primary energy resources - Non-renewable	Used as energy carrier	MJ, net calorific value	1,47E+00	1,76E-01	5,34E-02	1,70E+00
	Used as raw materials	MJ, net calorific value	2,33E-01	1,57E-04	2,32E-03	2,35E-01
	Total	MJ, net calorific value	1,70E+00	1,76E-01	5,57E-02	1,94E+00
Secondary material		kg	(N/A)	(N/A)	(N/A)	(N/A)
Renewable secondary fuels		MJ, net calorific value	(N/A)	(N/A)	(N/A)	(N/A)
Non-renewable secondary fuels		MJ, net calorific value	(N/A)	(N/A)	(N/A)	(N/A)
Net use of fresh water		m ³	3,01E-03	8,55E-04	1,04E-04	3,96E-03

Waste and output flows

Parameter	Unit	Upstream	Core	Downstream	Total
Hazardous waste disposed	kg	3,60E-07	1,34E-10	2,16E-09	3,62E-07
Non-hazardous waste disposed	kg	3,33E-04	2,06E-04	7,60E-03	8,14E-03
Radioactive waste disposed	kg	1,41E-05	1,59E-05	3,95E-07	3,04E-05
Components for reuse	kg	(N/A)	(N/A)	(N/A)	(N/A)
Material for recycling	kg	(N/A)	(N/A)	(N/A)	(N/A)
Materials for energy recovery	kg	0,00	0,00	1,82E-02	1,82E-02
Exported energy, electricity	MJ	(N/A)	(N/A)	(N/A)	(N/A)
Exported energy, thermal	MJ	(N/A)	(N/A)	(N/A)	(N/A)

9. TENA Discreet Maxi

760934 & 760938

one day of absorbent product use

Environmental impact category

Parameter		Unit	Upstream	Core	Downstream	Total
Global warming potential (GWP)	Fossil	kg CO ₂ eq.	0,253	0,043	0,083	0,379
	Biogenic	kg CO ₂ eq.	-0,117	0,000	0,040	-0,076
	Land use and land transformation	kg CO ₂ eq.	0,00019	0,00026	0,00018	0,00063
	Total	kg CO ₂ eq.	0,136	0,044	0,124	0,304
Acidification potential (AP)		kg SO ₂ eq.	1,09E-03	1,46E-04	6,20E-05	1,30E-03
Eutrophication potential (EP)		kg PO ₄ ³ eq.	2,76E-04	1,67E-05	4,75E-05	3,40E-04
Formation potential of tropospheric ozone (POCP)		kg NMVOC eq.	8,61E-04	7,51E-05	4,72E-05	9,83E-04
Abiotic depletion potential - Elements (ADP-elements)		kg Sb eq.	3,05E-07	1,42E-08	1,24E-09	3,20E-07
Abiotic depletion potential - Fossil fuels (ADP-fossil fuels)		MJ, net calorific value	5,45E+00	5,44E-01	2,06E-01	6,20E+00
Water scarcity potential		m ³ eq.	5,69E+00	1,48E-02	1,15E-02	5,72E+00
Land use and land use change (LUC)		m ² per year	(N/A)	(N/A)	(N/A)	(N/A)

Resources

Parameter		Unit	Upstream	Core	Downstream	Total
Primary energy resources - Renewable	Used as energy carrier	MJ, net calorific value	2,53E+00	3,13E-01	1,33E-02	2,86E+00
	Used as raw materials	MJ, net calorific value	1,21E+00	(N/A)	(N/A)	1,21E+00
	Total	MJ, net calorific value	3,74E+00	3,13E-01	1,33E-02	4,07E+00
Primary energy resources - Non-renewable	Used as energy carrier	MJ, net calorific value	5,89E+00	7,05E-01	2,13E-01	6,81E+00
	Used as raw materials	MJ, net calorific value	9,31E-01	6,29E-04	9,27E-03	9,41E-01
	Total	MJ, net calorific value	6,82E+00	7,06E-01	2,23E-01	7,75E+00
Secondary material		kg	(N/A)	(N/A)	(N/A)	(N/A)
Renewable secondary fuels		MJ, net calorific value	(N/A)	(N/A)	(N/A)	(N/A)
Non-renewable secondary fuels		MJ, net calorific value	(N/A)	(N/A)	(N/A)	(N/A)
Net use of fresh water		m ³	1,20E-02	3,42E-03	4,15E-04	1,59E-02

Waste and output flows

Parameter	Unit	Upstream	Core	Downstream	Total
Hazardous waste disposed	kg	1,44E-06	5,35E-10	8,65E-09	1,45E-06
Non-hazardous waste disposed	kg	1,33E-03	8,23E-04	3,04E-02	3,26E-02
Radioactive waste disposed	kg	5,63E-05	6,37E-05	1,58E-06	1,22E-04
Components for reuse	kg	(N/A)	(N/A)	(N/A)	(N/A)
Material for recycling	kg	(N/A)	(N/A)	(N/A)	(N/A)
Materials for energy recovery	kg	0,00	0,00	7,26E-02	7,26E-02
Exported energy, electricity	MJ	(N/A)	(N/A)	(N/A)	(N/A)
Exported energy, thermal	MJ	(N/A)	(N/A)	(N/A)	(N/A)

10. TENA Discreet Maxi Night

760913 & 760922

one absorbent product						
Environmental impact category						
Parameter		Unit	Upstream	Core	Downstream	Total
Global warming potential (GWP)	Fossil	kg CO ₂ eq.	0,064	0,011	0,021	0,096
	Biogenic	kg CO ₂ eq.	-0,030	0,000	0,011	-0,019
	Land use and land transformation	kg CO ₂ eq.	0,00004	0,00007	0,00005	0,00016
	Total	kg CO ₂ eq.	0,034	0,011	0,032	0,077
Acidification potential (AP)		kg SO ₂ eq.	2,87E-04	3,76E-05	1,65E-05	3,41E-04
Eutrophication potential (EP)		kg PO ₄ ³ eq.	7,32E-05	4,30E-06	1,25E-05	9,00E-05
Formation potential of tropospheric ozone (POCP)		kg NMVOC eq.	2,20E-04	1,93E-05	1,24E-05	2,51E-04
Abiotic depletion potential - Elements (ADP-elements)		kg Sb eq.	7,88E-08	3,66E-09	3,15E-10	8,27E-08
Abiotic depletion potential - Fossil fuels (ADP-fossil fuels)		MJ, net calorific value	1,40E+00	1,40E-01	5,48E-02	1,59E+00
Water scarcity potential		m ³ eq.	1,58E+00	3,82E-03	2,95E-03	1,59E+00
Land use and land use change (LUC)		m ² per year	(N/A)	(N/A)	(N/A)	(N/A)
Resources						
Parameter		Unit	Upstream	Core	Downstream	Total
Primary energy resources - Renewable	Used as energy carrier	MJ, net calorific value	6,41E-01	8,07E-02	3,53E-03	7,25E-01
	Used as raw materials	MJ, net calorific value	3,10E-01	(N/A)	(N/A)	3,10E-01
	Total	MJ, net calorific value	9,51E-01	8,07E-02	3,53E-03	1,04E+00
Primary energy resources - Non-renewable	Used as energy carrier	MJ, net calorific value	1,52E+00	1,82E-01	5,69E-02	1,76E+00
	Used as raw materials	MJ, net calorific value	2,99E-01	1,62E-04	2,46E-03	3,01E-01
	Total	MJ, net calorific value	1,82E+00	1,82E-01	5,94E-02	2,06E+00
Secondary material		kg	(N/A)	(N/A)	(N/A)	(N/A)
Renewable secondary fuels		MJ, net calorific value	(N/A)	(N/A)	(N/A)	(N/A)
Non-renewable secondary fuels		MJ, net calorific value	(N/A)	(N/A)	(N/A)	(N/A)
Net use of fresh water		m ³	3,10E-03	8,81E-04	1,06E-04	4,09E-03
Waste and output flows						
Parameter		Unit	Upstream	Core	Downstream	Total
Hazardous waste disposed		kg	4,28E-07	1,38E-10	2,34E-09	4,30E-07
Non-hazardous waste disposed		kg	2,54E-04	2,12E-04	7,63E-03	8,09E-03
Radioactive waste disposed		kg	1,29E-05	1,64E-05	4,08E-07	2,97E-05
Components for reuse		kg	(N/A)	(N/A)	(N/A)	(N/A)
Material for recycling		kg	(N/A)	(N/A)	(N/A)	(N/A)
Materials for energy recovery		kg	0,00	0,00	1,81E-02	1,81E-02
Exported energy, electricity		MJ	(N/A)	(N/A)	(N/A)	(N/A)
Exported energy, thermal		MJ	(N/A)	(N/A)	(N/A)	(N/A)

10. TENA Discreet Maxi Night

760913 & 760922

one day of absorbent product use						
Environmental impact category						
Parameter		Unit	Upstream	Core	Downstream	Total
Global warming potential (GWP)	Fossil	kg CO ₂ eq.	0,254	0,045	0,085	0,384
	Biogenic	kg CO ₂ eq.	-0,119	0,000	0,043	-0,076
	Land use and land transformation	kg CO ₂ eq.	0,00018	0,00027	0,00019	0,00064
	Total	kg CO ₂ eq.	0,135	0,045	0,128	0,309
Acidification potential (AP)		kg SO ₂ eq.	1,15E-03	1,51E-04	6,58E-05	1,36E-03
Eutrophication potential (EP)		kg PO ₄ ³ eq.	2,93E-04	1,72E-05	5,02E-05	3,60E-04
Formation potential of tropospheric ozone (POCP)		kg NMVOC eq.	8,78E-04	7,74E-05	4,98E-05	1,01E-03
Abiotic depletion potential - Elements (ADP-elements)		kg Sb eq.	3,15E-07	1,46E-08	1,26E-09	3,31E-07
Abiotic depletion potential - Fossil fuels (ADP-fossil fuels)		MJ, net calorific value	5,59E+00	5,61E-01	2,19E-01	6,37E+00
Water scarcity potential		m ³ eq.	6,32E+00	1,53E-02	1,18E-02	6,34E+00
Land use and land use change (LUC)		m ² per year	(N/A)	(N/A)	(N/A)	(N/A)
Resources						
Parameter		Unit	Upstream	Core	Downstream	Total
Primary energy resources - Renewable	Used as energy carrier	MJ, net calorific value	2,56E+00	3,23E-01	1,41E-02	2,90E+00
	Used as raw materials	MJ, net calorific value	1,24E+00	(N/A)	(N/A)	1,24E+00
	Total	MJ, net calorific value	3,81E+00	3,23E-01	1,41E-02	4,14E+00
Primary energy resources - Non-renewable	Used as energy carrier	MJ, net calorific value	6,07E+00	7,27E-01	2,28E-01	7,02E+00
	Used as raw materials	MJ, net calorific value	1,20E+00	6,49E-04	9,84E-03	1,21E+00
	Total	MJ, net calorific value	7,26E+00	7,27E-01	2,37E-01	8,23E+00
Secondary material		kg	(N/A)	(N/A)	(N/A)	(N/A)
Renewable secondary fuels		MJ, net calorific value	(N/A)	(N/A)	(N/A)	(N/A)
Non-renewable secondary fuels		MJ, net calorific value	(N/A)	(N/A)	(N/A)	(N/A)
Net use of fresh water		m ³	1,24E-02	3,53E-03	4,26E-04	1,63E-02
Waste and output flows						
Parameter		Unit	Upstream	Core	Downstream	Total
Hazardous waste disposed		kg	1,71E-06	5,51E-10	9,36E-09	1,72E-06
Non-hazardous waste disposed		kg	1,02E-03	8,48E-04	3,05E-02	3,24E-02
Radioactive waste disposed		kg	5,17E-05	6,56E-05	1,63E-06	1,19E-04
Components for reuse		kg	(N/A)	(N/A)	(N/A)	(N/A)
Material for recycling		kg	(N/A)	(N/A)	(N/A)	(N/A)
Materials for energy recovery		kg	0,00	0,00	7,26E-02	7,26E-02
Exported energy, electricity		MJ	(N/A)	(N/A)	(N/A)	(N/A)
Exported energy, thermal		MJ	(N/A)	(N/A)	(N/A)	(N/A)

11. TENA Lady Normal

760406 & 760719 & 760720
& 760734 & 761480

one absorbent product						
Environmental impact category						
Parameter		Unit	Upstream	Core	Downstream	Total
Global warming potential (GWP)	Fossil	kg CO ₂ eq.	0,026	0,005	0,009	0,040
	Biogenic	kg CO ₂ eq.	-0,014	0,000	0,005	-0,009
	Land use and land transformation	kg CO ₂ eq.	0,00002	0,00003	0,00002	0,00007
	Total	kg CO ₂ eq.	0,012	0,005	0,014	0,031
Acidification potential (AP)		kg SO ₂ eq.	1,25E-04	1,60E-05	6,70E-06	1,47E-04
Eutrophication potential (EP)		kg PO ₄ ³⁻ eq.	3,01E-05	1,83E-06	5,49E-06	3,74E-05
Formation potential of tropospheric ozone (POCP)		kg NMVOC eq.	9,31E-05	8,23E-06	5,36E-06	1,07E-04
Abiotic depletion potential - Elements (ADP-elements)		kg Sb eq.	3,07E-08	1,56E-09	9,54E-11	3,24E-08
Abiotic depletion potential - Fossil fuels (ADP-fossil fuels)		MJ, net calorific value	5,77E-01	5,96E-02	2,18E-02	6,58E-01
Water scarcity potential		m ³ eq.	7,05E-01	1,62E-03	1,18E-03	7,08E-01
Land use and land use change (LUC)		m ² per year	(N/A)	(N/A)	(N/A)	(N/A)
Resources						
Parameter		Unit	Upstream	Core	Downstream	Total
Primary energy resources - Renewable	Used as energy carrier	MJ, net calorific value	2,96E-01	3,44E-02	1,40E-03	3,32E-01
	Used as raw materials	MJ, net calorific value	1,47E-01	(N/A)	(N/A)	1,47E-01
	Total	MJ, net calorific value	4,43E-01	3,44E-02	1,40E-03	4,78E-01
Primary energy resources - Non-renewable	Used as energy carrier	MJ, net calorific value	6,28E-01	7,73E-02	2,26E-02	7,28E-01
	Used as raw materials	MJ, net calorific value	1,38E-01	6,90E-05	1,12E-03	1,39E-01
	Total	MJ, net calorific value	7,66E-01	7,74E-02	2,38E-02	8,67E-01
Secondary material		kg	(N/A)	(N/A)	(N/A)	(N/A)
Renewable secondary fuels		MJ, net calorific value	(N/A)	(N/A)	(N/A)	(N/A)
Non-renewable secondary fuels		MJ, net calorific value	(N/A)	(N/A)	(N/A)	(N/A)
Net use of fresh water		m ³	1,26E-03	3,75E-04	4,24E-05	1,67E-03
Waste and output flows						
Parameter		Unit	Upstream	Core	Downstream	Total
Hazardous waste disposed		kg	1,97E-07	5,86E-11	9,23E-10	1,98E-07
Non-hazardous waste disposed		kg	1,20E-04	9,03E-05	2,88E-03	3,09E-03
Radioactive waste disposed		kg	5,12E-06	6,98E-06	1,66E-07	1,23E-05
Components for reuse		kg	(N/A)	(N/A)	(N/A)	(N/A)
Material for recycling		kg	(N/A)	(N/A)	(N/A)	(N/A)
Materials for energy recovery		kg	0,00	0,00	7,92E-03	7,92E-03
Exported energy, electricity		MJ	(N/A)	(N/A)	(N/A)	(N/A)
Exported energy, thermal		MJ	(N/A)	(N/A)	(N/A)	(N/A)

11. TENA Lady Normal

760406 & 760719 & 760720
& 760734 & 761480

one day of absorbent product use						
Environmental impact category						
Parameter		Unit	Upstream	Core	Downstream	Total
Global warming potential (GWP)	Fossil	kg CO ₂ eq.	0,106	0,019	0,037	0,162
	Biogenic	kg CO ₂ eq.	-0,057	0,000	0,020	-0,037
	Land use and land transformation	kg CO ₂ eq.	0,00008	0,00012	0,00008	0,00027
	Total	kg CO ₂ eq.	0,049	0,019	0,056	0,125
Acidification potential (AP)		kg SO ₂ eq.	4,99E-04	6,41E-05	2,68E-05	5,89E-04
Eutrophication potential (EP)		kg PO ₄ ³ eq.	1,20E-04	7,32E-06	2,19E-05	1,50E-04
Formation potential of tropospheric ozone (POCP)		kg NMVOC eq.	3,73E-04	3,29E-05	2,15E-05	4,27E-04
Abiotic depletion potential - Elements (ADP-elements)		kg Sb eq.	1,23E-07	6,23E-09	3,82E-10	1,29E-07
Abiotic depletion potential - Fossil fuels (ADP-fossil fuels)		MJ, net calorific value	2,31E+00	2,39E-01	8,70E-02	2,63E+00
Water scarcity potential		m ³ eq.	2,82E+00	6,50E-03	4,71E-03	2,83E+00
Land use and land use change (LUC)		m ² per year	(N/A)	(N/A)	(N/A)	(N/A)
Resources						
Parameter		Unit	Upstream	Core	Downstream	Total
Primary energy resources - Renewable	Used as energy carrier	MJ, net calorific value	1,18E+00	1,37E-01	5,60E-03	1,33E+00
	Used as raw materials	MJ, net calorific value	5,87E-01	(N/A)	(N/A)	5,87E-01
	Total	MJ, net calorific value	1,77E+00	1,37E-01	5,60E-03	1,91E+00
Primary energy resources - Non-renewable	Used as energy carrier	MJ, net calorific value	2,51E+00	3,09E-01	9,06E-02	2,91E+00
	Used as raw materials	MJ, net calorific value	5,53E-01	2,76E-04	4,49E-03	5,58E-01
	Total	MJ, net calorific value	3,06E+00	3,10E-01	9,51E-02	3,47E+00
Secondary material		kg	(N/A)	(N/A)	(N/A)	(N/A)
Renewable secondary fuels		MJ, net calorific value	(N/A)	(N/A)	(N/A)	(N/A)
Non-renewable secondary fuels		MJ, net calorific value	(N/A)	(N/A)	(N/A)	(N/A)
Net use of fresh water		m ³	5,03E-03	1,50E-03	1,69E-04	6,70E-03
Waste and output flows						
Parameter		Unit	Upstream	Core	Downstream	Total
Hazardous waste disposed		kg	7,87E-07	2,35E-10	3,69E-09	7,91E-07
Non-hazardous waste disposed		kg	4,80E-04	3,61E-04	1,15E-02	1,24E-02
Radioactive waste disposed		kg	2,05E-05	2,79E-05	6,62E-07	4,90E-05
Components for reuse		kg	(N/A)	(N/A)	(N/A)	(N/A)
Material for recycling		kg	(N/A)	(N/A)	(N/A)	(N/A)
Materials for energy recovery		kg	0,00	0,00	3,17E-02	3,17E-02
Exported energy, electricity		MJ	(N/A)	(N/A)	(N/A)	(N/A)
Exported energy, thermal		MJ	(N/A)	(N/A)	(N/A)	(N/A)

12. TENA Lady Super

761709 & 761715 & 761732

one absorbent product						
Environmental impact category						
Parameter		Unit	Upstream	Core	Downstream	Total
Global warming potential (GWP)	Fossil	kg CO ₂ eq.	0,052	0,012	0,023	0,087
	Biogenic	kg CO ₂ eq.	-0,045	0,000	0,015	-0,030
	Land use and land transformation	kg CO ₂ eq.	0,00005	0,00007	0,00005	0,00017
	Total	kg CO ₂ eq.	0,007	0,012	0,038	0,058
Acidification potential (AP)		kg SO ₂ eq.	2,93E-04	4,06E-05	1,69E-05	3,50E-04
Eutrophication potential (EP)		kg PO ₄ ³⁻ eq.	6,81E-05	4,64E-06	1,59E-05	8,86E-05
Formation potential of tropospheric ozone (POCP)		kg NMVOC eq.	2,12E-04	2,09E-05	1,50E-05	2,48E-04
Abiotic depletion potential - Elements (ADP-elements)		kg Sb eq.	5,95E-08	3,94E-09	2,81E-10	6,38E-08
Abiotic depletion potential - Fossil fuels (ADP-fossil fuels)		MJ, net calorific value	1,05E+00	1,51E-01	5,28E-02	1,25E+00
Water scarcity potential		m ³ eq.	1,44E+00	4,12E-03	2,50E-03	1,44E+00
Land use and land use change (LUC)		m ² per year	(N/A)	(N/A)	(N/A)	(N/A)
Resources						
Parameter		Unit	Upstream	Core	Downstream	Total
Primary energy resources - Renewable	Used as energy carrier	MJ, net calorific value	9,19E-01	8,70E-02	3,34E-03	1,01E+00
	Used as raw materials	MJ, net calorific value	4,68E-01	(N/A)	(N/A)	4,68E-01
	Total	MJ, net calorific value	1,39E+00	8,70E-02	3,34E-03	1,48E+00
Primary energy resources - Non-renewable	Used as energy carrier	MJ, net calorific value	1,14E+00	1,96E-01	5,52E-02	1,39E+00
	Used as raw materials	MJ, net calorific value	2,19E-01	1,75E-04	3,54E-03	2,23E-01
	Total	MJ, net calorific value	1,36E+00	1,96E-01	5,87E-02	1,61E+00
Secondary material		kg	(N/A)	(N/A)	(N/A)	(N/A)
Renewable secondary fuels		MJ, net calorific value	(N/A)	(N/A)	(N/A)	(N/A)
Non-renewable secondary fuels		MJ, net calorific value	(N/A)	(N/A)	(N/A)	(N/A)
Net use of fresh water		m ³	2,59E-03	9,50E-04	9,04E-05	3,63E-03
Waste and output flows						
Parameter		Unit	Upstream	Core	Downstream	Total
Hazardous waste disposed		kg	3,90E-07	1,49E-10	2,31E-09	3,92E-07
Non-hazardous waste disposed		kg	2,99E-04	2,29E-04	4,68E-03	5,20E-03
Radioactive waste disposed		kg	1,18E-05	1,77E-05	3,80E-07	2,99E-05
Components for reuse		kg	(N/A)	(N/A)	(N/A)	(N/A)
Material for recycling		kg	(N/A)	(N/A)	(N/A)	(N/A)
Materials for energy recovery		kg	0,00	0,00	1,98E-02	1,98E-02
Exported energy, electricity		MJ	(N/A)	(N/A)	(N/A)	(N/A)
Exported energy, thermal		MJ	(N/A)	(N/A)	(N/A)	(N/A)

12. TENA Lady Super

761709 & 761715 & 761732

one day of absorbent product use						
Environmental impact category						
Parameter		Unit	Upstream	Core	Downstream	Total
Global warming potential (GWP)	Fossil	kg CO ₂ eq.	0,210	0,048	0,092	0,350
	Biogenic	kg CO ₂ eq.	-0,181	0,000	0,062	-0,119
	Land use and land transformation	kg CO ₂ eq.	0,00019	0,00029	0,00019	0,00067
	Total	kg CO ₂ eq.	0,029	0,048	0,154	0,231
Acidification potential (AP)		kg SO ₂ eq.	1,17E-03	1,62E-04	6,76E-05	1,40E-03
Eutrophication potential (EP)		kg PO ₄ ³ eq.	2,73E-04	1,85E-05	6,35E-05	3,55E-04
Formation potential of tropospheric ozone (POCP)		kg NMVOC eq.	8,49E-04	8,34E-05	5,98E-05	9,92E-04
Abiotic depletion potential - Elements (ADP-elements)		kg Sb eq.	2,38E-07	1,58E-08	1,12E-09	2,55E-07
Abiotic depletion potential - Fossil fuels (ADP-fossil fuels)		MJ, net calorific value	4,19E+00	6,04E-01	2,11E-01	5,01E+00
Water scarcity potential		m ³ eq.	5,75E+00	1,65E-02	1,00E-02	5,78E+00
Land use and land use change (LUC)		m ² per year	(N/A)	(N/A)	(N/A)	(N/A)
Resources						
Parameter		Unit	Upstream	Core	Downstream	Total
Primary energy resources - Renewable	Used as energy carrier	MJ, net calorific value	3,68E+00	3,48E-01	1,33E-02	4,04E+00
	Used as raw materials	MJ, net calorific value	1,87E+00	(N/A)	(N/A)	1,87E+00
	Total	MJ, net calorific value	5,55E+00	3,48E-01	1,33E-02	5,91E+00
Primary energy resources - Non-renewable	Used as energy carrier	MJ, net calorific value	4,55E+00	7,84E-01	2,21E-01	5,55E+00
	Used as raw materials	MJ, net calorific value	8,76E-01	6,99E-04	1,42E-02	8,91E-01
	Total	MJ, net calorific value	5,42E+00	7,84E-01	2,35E-01	6,44E+00
Secondary material		kg	(N/A)	(N/A)	(N/A)	(N/A)
Renewable secondary fuels		MJ, net calorific value	(N/A)	(N/A)	(N/A)	(N/A)
Non-renewable secondary fuels		MJ, net calorific value	(N/A)	(N/A)	(N/A)	(N/A)
Net use of fresh water		m ³	1,03E-02	3,80E-03	3,61E-04	1,45E-02
Waste and output flows						
Parameter		Unit	Upstream	Core	Downstream	Total
Hazardous waste disposed		kg	1,56E-06	5,94E-10	9,23E-09	1,57E-06
Non-hazardous waste disposed		kg	1,20E-03	9,15E-04	1,87E-02	2,08E-02
Radioactive waste disposed		kg	4,72E-05	7,07E-05	1,52E-06	1,19E-04
Components for reuse		kg	(N/A)	(N/A)	(N/A)	(N/A)
Material for recycling		kg	(N/A)	(N/A)	(N/A)	(N/A)
Materials for energy recovery		kg	0,00	0,00	7,94E-02	7,94E-02
Exported energy, electricity		MJ	(N/A)	(N/A)	(N/A)	(N/A)
Exported energy, thermal		MJ	(N/A)	(N/A)	(N/A)	(N/A)

13. TENA Comfort Mini Plus

761425

one absorbent product						
Environmental impact category						
Parameter		Unit	Upstream	Core	Downstream	Total
Global warming potential (GWP)	Fossil	kg CO ₂ eq.	0,023	0,005	0,009	0,037
	Biogenic	kg CO ₂ eq.	-0,014	0,000	0,005	-0,009
	Land use and land transformation	kg CO ₂ eq.	0,00002	0,00003	0,00002	0,00006
	Total	kg CO ₂ eq.	0,009	0,005	0,014	0,028
Acidification potential (AP)		kg SO ₂ eq.	1,13E-04	1,54E-05	6,45E-06	1,34E-04
Eutrophication potential (EP)		kg PO ₄ ³ eq.	2,69E-05	1,76E-06	5,44E-06	3,41E-05
Formation potential of tropospheric ozone (POCP)		kg NMVOC eq.	8,41E-05	7,92E-06	5,28E-06	9,73E-05
Abiotic depletion potential - Elements (ADP-elements)		kg Sb eq.	2,70E-08	1,50E-09	8,80E-11	2,86E-08
Abiotic depletion potential - Fossil fuels (ADP-fossil fuels)		MJ, net calorific value	4,91E-01	5,74E-02	2,09E-02	5,69E-01
Water scarcity potential		m ³ eq.	6,02E-01	1,56E-03	1,11E-03	6,05E-01
Land use and land use change (LUC)		m ² per year	(N/A)	(N/A)	(N/A)	(N/A)
Resources						
Parameter		Unit	Upstream	Core	Downstream	Total
Primary energy resources - Renewable	Used as energy carrier	MJ, net calorific value	2,96E-01	3,31E-02	1,34E-03	3,30E-01
	Used as raw materials	MJ, net calorific value	1,47E-01	(N/A)	(N/A)	1,47E-01
	Total	MJ, net calorific value	4,42E-01	3,31E-02	1,34E-03	4,77E-01
Primary energy resources - Non-renewable	Used as energy carrier	MJ, net calorific value	5,30E-01	7,44E-02	2,17E-02	6,26E-01
	Used as raw materials	MJ, net calorific value	1,05E-01	6,64E-05	1,13E-03	1,06E-01
	Total	MJ, net calorific value	6,36E-01	7,45E-02	2,29E-02	7,33E-01
Secondary material		kg	(N/A)	(N/A)	(N/A)	(N/A)
Renewable secondary fuels		MJ, net calorific value	(N/A)	(N/A)	(N/A)	(N/A)
Non-renewable secondary fuels		MJ, net calorific value	(N/A)	(N/A)	(N/A)	(N/A)
Net use of fresh water		m ³	1,15E-03	3,61E-04	3,99E-05	1,55E-03
Waste and output flows						
Parameter		Unit	Upstream	Core	Downstream	Total
Hazardous waste disposed		kg	1,91E-07	5,64E-11	8,90E-10	1,92E-07
Non-hazardous waste disposed		kg	1,18E-04	8,69E-05	2,61E-03	2,82E-03
Radioactive waste disposed		kg	5,03E-06	6,72E-06	1,58E-07	1,19E-05
Components for reuse		kg	(N/A)	(N/A)	(N/A)	(N/A)
Material for recycling		kg	(N/A)	(N/A)	(N/A)	(N/A)
Materials for energy recovery		kg	0,00	0,00	7,62E-03	7,62E-03
Exported energy, electricity		MJ	(N/A)	(N/A)	(N/A)	(N/A)
Exported energy, thermal		MJ	(N/A)	(N/A)	(N/A)	(N/A)

13. TENA Comfort Mini Plus

761425

one day of absorbent product use						
Environmental impact category						
Parameter		Unit	Upstream	Core	Downstream	Total
Global warming potential (GWP)	Fossil	kg CO ₂ eq.	0,093	0,018	0,036	0,147
	Biogenic	kg CO ₂ eq.	-0,057	0,000	0,020	-0,037
	Land use and land transformation	kg CO ₂ eq.	0,00007	0,00011	0,00007	0,00026
	Total	kg CO ₂ eq.	0,037	0,018	0,056	0,111
Acidification potential (AP)		kg SO ₂ eq.	4,50E-04	6,17E-05	2,58E-05	5,37E-04
Eutrophication potential (EP)		kg PO ₄ ³⁻ eq.	1,08E-04	7,04E-06	2,18E-05	1,36E-04
Formation potential of tropospheric ozone (POCP)		kg NMVOC eq.	3,36E-04	3,17E-05	2,11E-05	3,89E-04
Abiotic depletion potential - Elements (ADP-elements)		kg Sb eq.	1,08E-07	5,99E-09	3,52E-10	1,14E-07
Abiotic depletion potential - Fossil fuels (ADP-fossil fuels)		MJ, net calorific value	1,96E+00	2,30E-01	8,35E-02	2,28E+00
Water scarcity potential		m ³ eq.	2,41E+00	6,26E-03	4,43E-03	2,42E+00
Land use and land use change (LUC)		m ² per year	(N/A)	(N/A)	(N/A)	(N/A)
Resources						
Parameter		Unit	Upstream	Core	Downstream	Total
Primary energy resources - Renewable	Used as energy carrier	MJ, net calorific value	1,18E+00	1,32E-01	5,36E-03	1,32E+00
	Used as raw materials	MJ, net calorific value	5,87E-01	(N/A)	(N/A)	5,87E-01
	Total	MJ, net calorific value	1,77E+00	1,32E-01	5,36E-03	1,91E+00
Primary energy resources - Non-renewable	Used as energy carrier	MJ, net calorific value	2,12E+00	2,98E-01	8,70E-02	2,51E+00
	Used as raw materials	MJ, net calorific value	4,21E-01	2,66E-04	4,54E-03	4,26E-01
	Total	MJ, net calorific value	2,54E+00	2,98E-01	9,15E-02	2,93E+00
Secondary material		kg	(N/A)	(N/A)	(N/A)	(N/A)
Renewable secondary fuels		MJ, net calorific value	(N/A)	(N/A)	(N/A)	(N/A)
Non-renewable secondary fuels		MJ, net calorific value	(N/A)	(N/A)	(N/A)	(N/A)
Net use of fresh water		m ³	4,61E-03	1,44E-03	1,60E-04	6,21E-03
Waste and output flows						
Parameter		Unit	Upstream	Core	Downstream	Total
Hazardous waste disposed		kg	7,65E-07	2,26E-10	3,56E-09	7,69E-07
Non-hazardous waste disposed		kg	4,71E-04	3,48E-04	1,05E-02	1,13E-02
Radioactive waste disposed		kg	2,01E-05	2,69E-05	6,31E-07	4,76E-05
Components for reuse		kg	(N/A)	(N/A)	(N/A)	(N/A)
Material for recycling		kg	(N/A)	(N/A)	(N/A)	(N/A)
Materials for energy recovery		kg	0,00	0,00	3,05E-02	3,05E-02
Exported energy, electricity		MJ	(N/A)	(N/A)	(N/A)	(N/A)
Exported energy, thermal		MJ	(N/A)	(N/A)	(N/A)	(N/A)

14. TENA Comfort Mini Extra

761531

one absorbent product						
Environmental impact category						
Parameter		Unit	Upstream	Core	Downstream	Total
Global warming potential (GWP)	Fossil	kg CO ₂ eq.	0,035	0,007	0,013	0,055
	Biogenic	kg CO ₂ eq.	-0,020	0,000	0,007	-0,013
	Land use and land transformation	kg CO ₂ eq.	0,00003	0,00004	0,00003	0,00010
	Total	kg CO ₂ eq.	0,016	0,007	0,020	0,042
Acidification potential (AP)		kg SO ₂ eq.	1,64E-04	2,32E-05	9,64E-06	1,97E-04
Eutrophication potential (EP)		kg PO ₄ ³⁻ eq.	4,10E-05	2,65E-06	7,75E-06	5,14E-05
Formation potential of tropospheric ozone (POCP)		kg NMVOC eq.	1,26E-04	1,19E-05	7,61E-06	1,45E-04
Abiotic depletion potential - Elements (ADP-elements)		kg Sb eq.	4,48E-08	2,25E-09	1,58E-10	4,72E-08
Abiotic depletion potential - Fossil fuels (ADP-fossil fuels)		MJ, net calorific value	7,45E-01	8,63E-02	3,15E-02	8,63E-01
Water scarcity potential		m ³ eq.	8,24E-01	2,35E-03	1,76E-03	8,29E-01
Land use and land use change (LUC)		m ² per year	(N/A)	(N/A)	(N/A)	(N/A)
Resources						
Parameter		Unit	Upstream	Core	Downstream	Total
Primary energy resources - Renewable	Used as energy carrier	MJ, net calorific value	4,10E-01	4,97E-02	2,04E-03	4,62E-01
	Used as raw materials	MJ, net calorific value	2,03E-01	(N/A)	(N/A)	2,03E-01
	Total	MJ, net calorific value	6,13E-01	4,97E-02	2,04E-03	6,65E-01
Primary energy resources - Non-renewable	Used as energy carrier	MJ, net calorific value	8,04E-01	1,12E-01	3,28E-02	9,49E-01
	Used as raw materials	MJ, net calorific value	1,39E-01	9,99E-05	1,56E-03	1,41E-01
	Total	MJ, net calorific value	9,43E-01	1,12E-01	3,43E-02	1,09E+00
Secondary material		kg	(N/A)	(N/A)	(N/A)	(N/A)
Renewable secondary fuels		MJ, net calorific value	(N/A)	(N/A)	(N/A)	(N/A)
Non-renewable secondary fuels		MJ, net calorific value	(N/A)	(N/A)	(N/A)	(N/A)
Net use of fresh water		m ³	1,79E-03	5,43E-04	6,31E-05	2,40E-03
Waste and output flows						
Parameter		Unit	Upstream	Core	Downstream	Total
Hazardous waste disposed		kg	2,63E-07	8,49E-11	1,33E-09	2,65E-07
Non-hazardous waste disposed		kg	1,64E-04	1,31E-04	4,43E-03	4,72E-03
Radioactive waste disposed		kg	7,70E-06	1,01E-05	2,43E-07	1,81E-05
Components for reuse		kg	(N/A)	(N/A)	(N/A)	(N/A)
Material for recycling		kg	(N/A)	(N/A)	(N/A)	(N/A)
Materials for energy recovery		kg	0,00	0,00	1,15E-02	1,15E-02
Exported energy, electricity		MJ	(N/A)	(N/A)	(N/A)	(N/A)
Exported energy, thermal		MJ	(N/A)	(N/A)	(N/A)	(N/A)

14. TENA Comfort Mini Extra

761531

one day of absorbent product use						
Environmental impact category						
Parameter		Unit	Upstream	Core	Downstream	Total
Global warming potential (GWP)	Fossil	kg CO ₂ eq.	0,140	0,028	0,053	0,220
	Biogenic	kg CO ₂ eq.	-0,078	0,000	0,027	-0,051
	Land use and land transformation	kg CO ₂ eq.	0,00011	0,00017	0,00011	0,00038
	Total	kg CO ₂ eq.	0,062	0,028	0,080	0,170
Acidification potential (AP)		kg SO ₂ eq.	6,55E-04	9,27E-05	3,86E-05	7,86E-04
Eutrophication potential (EP)		kg PO ₄ ³ eq.	1,64E-04	1,06E-05	3,10E-05	2,06E-04
Formation potential of tropospheric ozone (POCP)		kg NMVOC eq.	5,03E-04	4,77E-05	3,04E-05	5,81E-04
Abiotic depletion potential - Elements (ADP-elements)		kg Sb eq.	1,79E-07	9,01E-09	6,32E-10	1,89E-07
Abiotic depletion potential - Fossil fuels (ADP-fossil fuels)		MJ, net calorific value	2,98E+00	3,45E-01	1,26E-01	3,45E+00
Water scarcity potential		m ³ eq.	3,30E+00	9,41E-03	7,02E-03	3,31E+00
Land use and land use change (LUC)		m ² per year	(N/A)	(N/A)	(N/A)	(N/A)
Resources						
Parameter		Unit	Upstream	Core	Downstream	Total
Primary energy resources - Renewable	Used as energy carrier	MJ, net calorific value	1,64E+00	1,99E-01	8,14E-03	1,85E+00
	Used as raw materials	MJ, net calorific value	8,11E-01	(N/A)	(N/A)	8,11E-01
	Total	MJ, net calorific value	2,45E+00	1,99E-01	8,14E-03	2,66E+00
Primary energy resources - Non-renewable	Used as energy carrier	MJ, net calorific value	3,22E+00	4,48E-01	1,31E-01	3,79E+00
	Used as raw materials	MJ, net calorific value	5,58E-01	3,99E-04	6,25E-03	5,65E-01
	Total	MJ, net calorific value	3,77E+00	4,48E-01	1,37E-01	4,36E+00
Secondary material		kg	(N/A)	(N/A)	(N/A)	(N/A)
Renewable secondary fuels		MJ, net calorific value	(N/A)	(N/A)	(N/A)	(N/A)
Non-renewable secondary fuels		MJ, net calorific value	(N/A)	(N/A)	(N/A)	(N/A)
Net use of fresh water		m ³	7,16E-03	2,17E-03	2,52E-04	9,58E-03
Waste and output flows						
Parameter		Unit	Upstream	Core	Downstream	Total
Hazardous waste disposed		kg	1,05E-06	3,39E-10	5,31E-09	1,06E-06
Non-hazardous waste disposed		kg	6,56E-04	5,23E-04	1,77E-02	1,89E-02
Radioactive waste disposed		kg	3,08E-05	4,04E-05	9,74E-07	7,22E-05
Components for reuse		kg	(N/A)	(N/A)	(N/A)	(N/A)
Material for recycling		kg	(N/A)	(N/A)	(N/A)	(N/A)
Materials for energy recovery		kg	0,00	0,00	4,60E-02	4,60E-02
Exported energy, electricity		MJ	(N/A)	(N/A)	(N/A)	(N/A)
Exported energy, thermal		MJ	(N/A)	(N/A)	(N/A)	(N/A)

15. TENA Comfort Mini Super

761717 & 761727

one absorbent product						
Environmental impact category						
Parameter		Unit	Upstream	Core	Downstream	Total
Global warming potential (GWP)	Fossil	kg CO ₂ eq.	0,052	0,012	0,023	0,087
	Biogenic	kg CO ₂ eq.	-0,045	0,000	0,015	-0,030
	Land use and land transformation	kg CO ₂ eq.	0,00005	0,00007	0,00005	0,00017
	Total	kg CO ₂ eq.	0,007	0,012	0,038	0,058
Acidification potential (AP)		kg SO ₂ eq.	2,93E-04	4,06E-05	1,69E-05	3,50E-04
Eutrophication potential (EP)		kg PO ₄ ³ eq.	6,81E-05	4,64E-06	1,59E-05	8,86E-05
Formation potential of tropospheric ozone (POCP)		kg NMVOC eq.	2,12E-04	2,09E-05	1,50E-05	2,48E-04
Abiotic depletion potential - Elements (ADP-elements)		kg Sb eq.	5,95E-08	3,94E-09	2,81E-10	6,38E-08
Abiotic depletion potential - Fossil fuels (ADP-fossil fuels)		MJ, net calorific value	1,05E+00	1,51E-01	5,27E-02	1,25E+00
Water scarcity potential		m ³ eq.	1,44E+00	4,12E-03	2,50E-03	1,44E+00
Land use and land use change (LUC)		m ² per year	(N/A)	(N/A)	(N/A)	(N/A)
Resources						
Parameter		Unit	Upstream	Core	Downstream	Total
Primary energy resources - Renewable	Used as energy carrier	MJ, net calorific value	9,19E-01	8,70E-02	3,34E-03	1,01E+00
	Used as raw materials	MJ, net calorific value	4,68E-01	(N/A)	(N/A)	4,68E-01
	Total	MJ, net calorific value	1,39E+00	8,70E-02	3,34E-03	1,48E+00
Primary energy resources - Non-renewable	Used as energy carrier	MJ, net calorific value	1,14E+00	1,96E-01	5,52E-02	1,39E+00
	Used as raw materials	MJ, net calorific value	2,19E-01	1,75E-04	3,54E-03	2,22E-01
	Total	MJ, net calorific value	1,35E+00	1,96E-01	5,87E-02	1,61E+00
Secondary material		kg	(N/A)	(N/A)	(N/A)	(N/A)
Renewable secondary fuels		MJ, net calorific value	(N/A)	(N/A)	(N/A)	(N/A)
Non-renewable secondary fuels		MJ, net calorific value	(N/A)	(N/A)	(N/A)	(N/A)
Net use of fresh water		m ³	2,59E-03	9,50E-04	9,04E-05	3,63E-03
Waste and output flows						
Parameter		Unit	Upstream	Core	Downstream	Total
Hazardous waste disposed		kg	3,90E-07	1,49E-10	2,31E-09	3,92E-07
Non-hazardous waste disposed		kg	2,99E-04	2,29E-04	4,67E-03	5,20E-03
Radioactive waste disposed		kg	1,18E-05	1,77E-05	3,80E-07	2,99E-05
Components for reuse		kg	(N/A)	(N/A)	(N/A)	(N/A)
Material for recycling		kg	(N/A)	(N/A)	(N/A)	(N/A)
Materials for energy recovery		kg	0,00	0,00	1,98E-02	1,98E-02
Exported energy, electricity		MJ	(N/A)	(N/A)	(N/A)	(N/A)
Exported energy, thermal		MJ	(N/A)	(N/A)	(N/A)	(N/A)

15. TENA Comfort Mini Super

761717 & 761727

one day of absorbent product use

Environmental impact category

Parameter		Unit	Upstream	Core	Downstream	Total
Global warming potential (GWP)	Fossil	kg CO ₂ eq.	0,210	0,048	0,092	0,350
	Biogenic	kg CO ₂ eq.	-0,181	0,000	0,062	-0,119
	Land use and land transformation	kg CO ₂ eq.	0,00019	0,00029	0,00019	0,00067
	Total	kg CO ₂ eq.	0,029	0,048	0,154	0,231
Acidification potential (AP)		kg SO ₂ eq.	1,17E-03	1,62E-04	6,76E-05	1,40E-03
Eutrophication potential (EP)		kg PO ₄ ³⁻ eq.	2,73E-04	1,85E-05	6,34E-05	3,55E-04
Formation potential of tropospheric ozone (POCP)		kg NMVOC eq.	8,48E-04	8,34E-05	5,98E-05	9,92E-04
Abiotic depletion potential - Elements (ADP-elements)		kg Sb eq.	2,38E-07	1,58E-08	1,12E-09	2,55E-07
Abiotic depletion potential - Fossil fuels (ADP-fossil fuels)		MJ, net calorific value	4,19E+00	6,04E-01	2,11E-01	5,01E+00
Water scarcity potential		m ³ eq.	5,74E+00	1,65E-02	1,00E-02	5,77E+00
Land use and land use change (LUC)		m ² per year	(N/A)	(N/A)	(N/A)	(N/A)

Resources

Parameter		Unit	Upstream	Core	Downstream	Total
Primary energy resources - Renewable	Used as energy carrier	MJ, net calorific value	3,68E+00	3,48E-01	1,33E-02	4,04E+00
	Used as raw materials	MJ, net calorific value	1,87E+00	(N/A)	(N/A)	1,87E+00
	Total	MJ, net calorific value	5,55E+00	3,48E-01	1,33E-02	5,91E+00
Primary energy resources - Non-renewable	Used as energy carrier	MJ, net calorific value	4,54E+00	7,84E-01	2,21E-01	5,55E+00
	Used as raw materials	MJ, net calorific value	8,75E-01	6,99E-04	1,42E-02	8,90E-01
	Total	MJ, net calorific value	5,42E+00	7,84E-01	2,35E-01	6,44E+00
Secondary material		kg	(N/A)	(N/A)	(N/A)	(N/A)
Renewable secondary fuels		MJ, net calorific value	(N/A)	(N/A)	(N/A)	(N/A)
Non-renewable secondary fuels		MJ, net calorific value	(N/A)	(N/A)	(N/A)	(N/A)
Net use of fresh water		m ³	1,03E-02	3,80E-03	3,61E-04	1,45E-02

Waste and output flows

Parameter	Unit	Upstream	Core	Downstream	Total
Hazardous waste disposed	kg	1,56E-06	5,94E-10	9,23E-09	1,57E-06
Non-hazardous waste disposed	kg	1,20E-03	9,15E-04	1,87E-02	2,08E-02
Radioactive waste disposed	kg	4,72E-05	7,07E-05	1,52E-06	1,19E-04
Components for reuse	kg	(N/A)	(N/A)	(N/A)	(N/A)
Material for recycling	kg	(N/A)	(N/A)	(N/A)	(N/A)
Materials for energy recovery	kg	0,00	0,00	7,94E-02	7,94E-02
Exported energy, electricity	MJ	(N/A)	(N/A)	(N/A)	(N/A)
Exported energy, thermal	MJ	(N/A)	(N/A)	(N/A)	(N/A)

16. TENA Silhouette Noir Mini Pad 760370 & 760374

one absorbent product

Environmental impact category

Parameter		Unit	Upstream	Core	Downstream	Total
Global warming potential (GWP)	Fossil	kg CO ₂ eq.	0,017	0,002	0,005	0,025
	Biogenic	kg CO ₂ eq.	-0,005	0,000	0,002	-0,003
	Land use and land transformation	kg CO ₂ eq.	0,00001	0,00002	0,00001	0,00004
	Total	kg CO ₂ eq.	0,012	0,003	0,007	0,022
Acidification potential (AP)		kg SO ₂ eq.	6,67E-05	8,40E-06	3,44E-06	7,85E-05
Eutrophication potential (EP)		kg PO ₄ ³ eq.	1,39E-05	9,60E-07	2,31E-06	1,72E-05
Formation potential of tropospheric ozone (POCP)		kg NMVOC eq.	5,05E-05	4,32E-06	2,40E-06	5,72E-05
Abiotic depletion potential - Elements (ADP-elements)		kg Sb eq.	1,36E-08	8,17E-10	1,83E-11	1,44E-08
Abiotic depletion potential - Fossil fuels (ADP-fossil fuels)		MJ, net calorific value	4,01E-01	3,13E-02	1,19E-02	4,44E-01
Water scarcity potential		m ³ eq.	4,44E-01	8,52E-04	7,15E-04	4,45E-01
Land use and land use change (LUC)		m ² per year	(N/A)	(N/A)	(N/A)	(N/A)

Resources

Parameter		Unit	Upstream	Core	Downstream	Total
Primary energy resources - Renewable	Used as energy carrier	MJ, net calorific value	1,15E-01	1,80E-02	7,81E-04	1,33E-01
	Used as raw materials	MJ, net calorific value	4,95E-02	(N/A)	(N/A)	4,95E-02
	Total	MJ, net calorific value	1,64E-01	1,80E-02	7,81E-04	1,83E-01
Primary energy resources - Non-renewable	Used as energy carrier	MJ, net calorific value	4,30E-01	4,06E-02	1,23E-02	4,83E-01
	Used as raw materials	MJ, net calorific value	1,20E-01	3,62E-05	3,97E-04	1,21E-01
	Total	MJ, net calorific value	5,51E-01	4,06E-02	1,27E-02	6,04E-01
Secondary material		kg	(N/A)	(N/A)	(N/A)	(N/A)
Renewable secondary fuels		MJ, net calorific value	(N/A)	(N/A)	(N/A)	(N/A)
Non-renewable secondary fuels		MJ, net calorific value	(N/A)	(N/A)	(N/A)	(N/A)
Net use of fresh water		m ³	6,65E-04	1,97E-04	2,57E-05	8,87E-04

Waste and output flows

Parameter		Unit	Upstream	Core	Downstream	Total
Hazardous waste disposed		kg	1,52E-07	3,08E-11	4,90E-10	1,53E-07
Non-hazardous waste disposed		kg	8,21E-05	4,73E-05	2,14E-03	2,27E-03
Radioactive waste disposed		kg	4,00E-06	3,66E-06	9,54E-08	7,76E-06
Components for reuse		kg	(N/A)	(N/A)	(N/A)	(N/A)
Material for recycling		kg	(N/A)	(N/A)	(N/A)	(N/A)
Materials for energy recovery		kg	0,00	0,00	3,90E-03	3,90E-03
Exported energy, electricity		MJ	(N/A)	(N/A)	(N/A)	(N/A)
Exported energy, thermal		MJ	(N/A)	(N/A)	(N/A)	(N/A)

16. TENA Silhouette Noir Mini Pad 760370 & 760374

one day of absorbent product use

Environmental impact category

Parameter		Unit	Upstream	Core	Downstream	Total
Global warming potential (GWP)	Fossil	kg CO ₂ eq.	0,068	0,010	0,021	0,098
	Biogenic	kg CO ₂ eq.	-0,019	0,000	0,007	-0,012
	Land use and land transformation	kg CO ₂ eq.	0,00005	0,00006	0,00004	0,00015
	Total	kg CO ₂ eq.	0,049	0,010	0,027	0,086
Acidification potential (AP)		kg SO ₂ eq.	2,67E-04	3,36E-05	1,38E-05	3,14E-04
Eutrophication potential (EP)		kg PO ₄ ³⁻ eq.	5,58E-05	3,84E-06	9,24E-06	6,89E-05
Formation potential of tropospheric ozone (POCP)		kg NMVOC eq.	2,02E-04	1,73E-05	9,60E-06	2,29E-04
Abiotic depletion potential - Elements (ADP-elements)		kg Sb eq.	5,43E-08	3,27E-09	7,32E-11	5,76E-08
Abiotic depletion potential - Fossil fuels (ADP-fossil fuels)		MJ, net calorific value	1,60E+00	1,25E-01	4,76E-02	1,78E+00
Water scarcity potential		m ³ eq.	1,77E+00	3,41E-03	2,86E-03	1,78E+00
Land use and land use change (LUC)		m ² per year	(N/A)	(N/A)	(N/A)	(N/A)

Resources

Parameter		Unit	Upstream	Core	Downstream	Total
Primary energy resources - Renewable	Used as energy carrier	MJ, net calorific value	4,59E-01	7,21E-02	3,12E-03	5,34E-01
	Used as raw materials	MJ, net calorific value	1,98E-01	(N/A)	(N/A)	1,98E-01
	Total	MJ, net calorific value	6,57E-01	7,21E-02	3,12E-03	7,32E-01
Primary energy resources - Non-renewable	Used as energy carrier	MJ, net calorific value	1,72E+00	1,62E-01	4,93E-02	1,93E+00
	Used as raw materials	MJ, net calorific value	4,82E-01	1,45E-04	1,59E-03	4,84E-01
	Total	MJ, net calorific value	2,20E+00	1,62E-01	5,09E-02	2,42E+00
Secondary material		kg	(N/A)	(N/A)	(N/A)	(N/A)
Renewable secondary fuels		MJ, net calorific value	(N/A)	(N/A)	(N/A)	(N/A)
Non-renewable secondary fuels		MJ, net calorific value	(N/A)	(N/A)	(N/A)	(N/A)
Net use of fresh water		m ³	2,66E-03	7,87E-04	1,03E-04	3,55E-03

Waste and output flows

Parameter	Unit	Upstream	Core	Downstream	Total
Hazardous waste disposed	kg	6,08E-07	1,23E-10	1,96E-09	6,10E-07
Non-hazardous waste disposed	kg	3,28E-04	1,89E-04	8,57E-03	9,09E-03
Radioactive waste disposed	kg	1,60E-05	1,46E-05	3,82E-07	3,10E-05
Components for reuse	kg	(N/A)	(N/A)	(N/A)	(N/A)
Material for recycling	kg	(N/A)	(N/A)	(N/A)	(N/A)
Materials for energy recovery	kg	0,00	0,00	1,56E-02	1,56E-02
Exported energy, electricity	MJ	(N/A)	(N/A)	(N/A)	(N/A)
Exported energy, thermal	MJ	(N/A)	(N/A)	(N/A)	(N/A)

References

1. PCR 2011:14 v. 3.01
2. General Programme Instructions for the International EPD® System v. 3.01
3. ISO 14040:2006 Environmental management – Life cycle assessment – Principles and framework
4. ISO 14044:2006 Environmental management – Life cycle assessment – Requirements and guidelines
5. ISO 14025:2006 Environmental labels and declarations – Type III environmental declarations – Principles and procedures
6. ISO 14020:2000 Environmental labels and declarations – General principles
7. DPCM 12/01/17 – G.U. n. 65 del 18 marzo 2017
8. www.environdec.com

Version	Revision item
8	-
9	New product (new LCA calculation) & article added: TENA Silhouette Noir Mini Pad, art no 760374
10	New articles added (no new LCA calculations): TENA Discreet Ultra Mini, art no 761125 TENA Discreet Mini, art no 760262 & 760258 TENA Discreet Mini Plus, art no 760321 & 760376 TENA Discreet Mini Plus Wings, art no 762309 TENA Discreet Normal, art no 760712 & 760489 TENA Discreet Normal Night/ Lady Extra, art no 761580 & 760734 TENA Discreet Extra, art no 760756 TENA Discreet Extra Plus, art no 761669 TENA Discreet Maxi, art no 760938 TENA Discreet Maxi Night, art no 760913 TENA Lady Normal, art no 761480 & 760734 TENA Lady Super, art no 761715 TENA Comfort Mini Super, art no 761717 TENA Silhouette Noir Mini Pad, art no 760370



Making a better mark – for people, and for the planet

We create value for customers and consumers by increasing health and hygiene standards through our innovative solutions, and by sharing knowledge and promoting awareness.

We create business value by meeting societal needs and offering more people an opportunity to work, in better conditions, so they can provide for their families and live happier, fuller lives.

Since 2008 we've also been taking steps to make every TENA product more sustainable. For example, by converting to 100% renewable electricity in all our factories. Our goal is to reduce the carbon footprint of our products and services by 50 % by 2030.

Step by step, to leave a better mark on the planet.