



ENVIRONMENTAL PRODUCT DECLARATION

*In accordance with ISO 14025 and
EN 15804:2012+A2:2019 for*

MAPE-ANTIQUE INTONACO NHL



An EPD should provide current information and may be updated if conditions change. The stated validity is, therefore, subject to the continued registration and publication at www.environdec.com

Programme:
**The International
EPD® System;**
www.environdec.com

Programme
operator:
EPD International AB

EPD registration
number:
S-P-01578

Publication
date:
2021-04-23

Valid until:
2026-04-22

Geographical
scope:
International

Revision
date:
2021-09-15

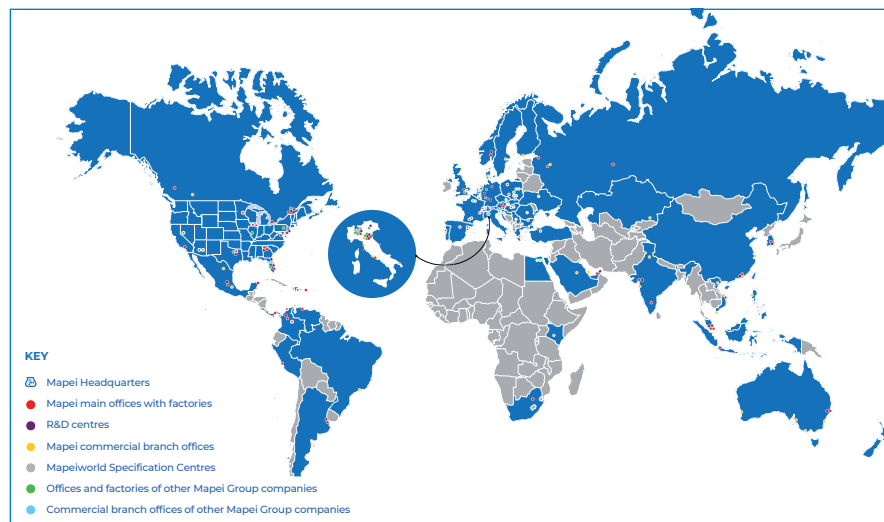


1. COMPANY DESCRIPTION / GOAL & SCOPE

Founded in 1937 in Milan, Italy, Mapei produces adhesives and complementary products for laying all types of floor, wall and coating materials, and also specializes in other chemical products used in the building industry, such as waterproofing products, specialty mortars, admixtures for concrete, cement additives, products for underground constructions and for the restoration of concrete and historical buildings.

There are currently 89 subsidiaries in the Mapei Group, with a total of 81 production facilities located around the world in 36 different countries and in 5 different continents. Mapei also has 31 central laboratories. Most locations are ISO 9001 and ISO 14001 or EMAS-certified.

Mapei invests 12% in its company's total work-force and 5% of its turnover in Research & Development; in particular, 70% of its R&D efforts are directed to develop eco-sustainable and environmentally friendly products, which give important contribution to all major green rating systems for eco-sustainable buildings such as LEED and BREEAM.



LEED V4 is the latest version of Leadership in Environmental and Energy Design, an American protocol that enables buildings to be certified as eco-sustainable according to parameters

and credits described in the most widely adopted green building criteria in the world. Issued by the GBC US, it is mandatory for all LEED projects registered after October 2016.

Numerous changes have been made to the previous version: Mapei products play a part in obtaining important credits thanks to their EPD's (type III environmental declarations) and their products with very low emission of VOC.

BREEAM[®] Launched in the UK in 1990, **BREEAM** (BRE Environmental Assessment Method) is a protocol for sustainable building practices adopted mainly in the United Kingdom and in Scandinavian countries with the version BREEAM NOR.

By adopting this protocol, thanks to their EPD's and very low emission of VOC, Mapei products help towards obtaining relative credits.

Furthermore, Mapei has developed a sales and technical service network with offices all over the world and offers an efficient Technical Assistance Service that is valued by architects, engineers, contractors and owners.

The goal of the study is to provide necessary data and documentation to produce an EPD according to the requirements of PCR 2019:14 Environdec (version 1.11, 2021-02-05) under EN 15804:2012+A2:2019 and to have more comprehension about the environmental impacts related to **Mape-Antique Intonaco NHL** manufactured in Mapei S.p.A. located in Latina (Italy) and Mediglia (Italy), in year 2020, including packaging of the finished product.

Target audiences of the study are customers and other parties with an interest in the environmental impacts of to **Mape-Antique Intonaco NHL**. This analysis shall not support comparative assertions intended to be disclosed to the public.

2. PRODUCT DESCRIPTION

Mape-Antique Intonaco NHL is a cement-free, pre-blended mortar in powder form for render based on natural hydraulic lime (NHL), Eco-Pozzolan, natural sand, special admixtures and micro-fibres, with very low emission of volatile organic compounds (EMICODE® EC1 Plus).

This product is classified as GP according to EN 998-1 Standards: “General purpose mortar for internal/external render”, Category CS II. It is available in 25 kg multiply bags.

For more information about the products see the TDS (Technical Data Sheet) on Mapei website.

Figure 1: Apollo Theatre - Lecce (IT)



3. CONTENT DECLARATION

The main components and ancillary materials of the products included in this EPD are the following:

Table 1: Composition referred to 1kg of packaged product

Materials	Percentage (%) by mass
Inorganic binders	< 20% (recycled pre-consumer: 5%)
Fillers	< 85%
Additives	< 0,5%
Packaging	Percentage (%) by mass
Multiply bag (CA/PE/CA)*	< 0,5%
Wrapping material (PE)	< 0,1%
Pallet (WOOD)	< 1%

*Multiply bags are recyclable up to 90% (ATICELCA class A) according to UNI 11743

The product contains in a concentration higher than 0,1% (by unit weight) neither carcinogenic substances nor substances of very high concern (SVHC) on the REACH Candidate List published by the European Chemicals Agency.

4. DECLARED UNIT AND REFERENCE SERVICE LIFE

The declared unit is 1 kg of finished product with packaging.

Due to the selected system boundary, the reference service life of the products is not specified.

5. SYSTEM BOUNDARIES AND ADDITIONAL TECHNICAL INFORMATION

The approach is “cradle to gate with modules C1–C4 and module D” (A1–A3 + C + D);

- A1, A2, A3 (Product stages): extraction and processing of raw materials and packaging (A1), transportation up to the factory gate (A2), manufacturing of the finished product (A3);
- C1, C2, C3, C4 (End of Life stages): with a collection rate of 100% as C&D waste, the transports are carried out by lorry (EURO 5) over 100 km (C2). A recycling ratio (C3) of 70% is considered in accordance with the European Directive 2008/98/CE. The remaining 30% is landfilled (C4);

- D (Resource recovery stage): contains credits from the recycling of the product in module C3. The product is collected and recycled for use in substitution of virgin raw aggregates.



Table 2: System boundaries

	Product stage			Construction process stage		Use stage							End of life stage				Resource recovery stage
	Raw material supply	Transport	Manufacturing	Transport	Construction installation	Use	Maintenance	Repair	Replacement	Refurbishment	Operational energy use	Operational water use	De-construction demolition	Transport	Waste processing	Disposal	Reuse-Recovery-Recycling-potential
Module	A1	A2	A3	A4	A5	B1	B2	B3	B4	B5	B6	B7	C1	C2	C3	C4	D
Modules declared	X	X	X	MND	MND	MND	MND	MND	MND	MND	MND	MND	X	X	X	X	X
Geography	EU, IT	EU, IT	IT	-	-	-	-	-	-	-	-	-	EU, IT	EU	EU	EU	EU
Specific data	> 90%					-	-	-	-	-	-	-	-	-	-	-	-
Variation – products	Not-relevant					-	-	-	-	-	-	-	-	-	-	-	-
Variation – sites	< 10%					-	-	-	-	-	-	-	-	-	-	-	-

A brief description of production process is the following:

The production process starts from raw materials, that are purchased from external and intercompany suppliers and stored in the plant. Bulk raw materials are stored in specific silos and added automatically in the production mixer, according to the formula of the product. Other raw materials, supplied in bags or big-bags, are stored in the warehouse and added automatically or manually in the mixer. The production is a discontinuous process, in which all the components are mechanically mixed in batches. The semi-finished product is then packaged in bags, put on wooden pallets, covered by stretched hoods and stored in the Finished Products' warehouse. The quality of final products is controlled before the sale.

Figure 2: Production process detail



6. CUT-OFF RULES AND ALLOCATION

Criteria for the exclusion of inputs and outputs (cut-off rules) in the LCA, information modules and any additional information are intended to support an efficient calculation procedure. They are not applied in order to hide data.

The following procedure is applied for the exclusion of inputs and outputs:

- All inputs and outputs to a unit process, for which data are available, are included in the calculation
- Cut-off criteria, where applied, are described in Table 3

Input flows are covered for the whole formula.

Table 3: Cut-off criteria

Process excluded from study	Cut-off criteria	Quantified contribution from process
A3: production (auxiliary materials)	Less than 10 ⁻⁵ kg/kg of finished product	Sensitivity study demonstrates a relative contribution lower than 0,5%
A3: particle emission	Less than 10 ⁻⁴ kg/kg of finished product	Sensitivity study demonstrates a relative contribution lower than 0,5%

For the allocation procedure and principles consider the following table (Table 4):

Table 4: Allocation procedure and principles

Module	Allocation Principle
A1	All data are referred to 1 kg of product A1: electricity is allocated to the whole production plant (in Latina) and to the specific line (in Mediglia)
A3	All data are referred to 1 kg of packaged product A3-wastes: all data are allocated to the whole production plant

7. ENVIRONMENTAL PERFORMANCE AND INTERPRETATION



GWP

Climate change

GWPTotal - Global Warming Potential refers to the emission/presence of GHGs (greenhouse gases) in the atmosphere (mainly CO₂, N₂O, CH₄) which contribute to the increase in the temperature of the planet.

GWP-total considers:

- GWP-fossil
- GWP-biogenic
- GWP-LULUC (land use and land use change)



ODP

Ozone Depletion

Ozone Depletion Potential refers to the degradation of the stratospheric layer of the ozone involved in blocking the UV component of sunrays. Depletion is due to particularly reactive components that originate from chlorofluorocarbon (CFC) or chlorofluoromethane (CFM).



AP

Acidification

Acidification Potential refers to the emission of specific acidifying substances (i.e. NO_x, SO_x) in the air. These substances decrease the pH of the rainfall with predictable damages to the ecosystem.



EP

Eutrophication

Eutrophication Potential refers to the nutrient enrichment, which determines unbalance in ecosystems and causes the death of the fauna and decreased biodiversity in flora.

It considers:

- EP-freshwater: aquatic freshwater
- EP-marine: aquatic marine
- EP-terrestrial



POCP

Photochemical ozone formation

The Photochemical Ozone Creation Potential is the ozone formation in low atmosphere. This is quite common in the cities where a great amount of pollutants (like VOC and NO_x) are emitted every day (industrial emissions and vehicles). It is mainly diffused during the summertime.



**ADP
minerals&metals**

Depletion of abiotic resources – minerals and metals

Abiotic Depletion Potential elements refers to the depletion of the mineral resources.



ADP - fossil

Depletion of abiotic resources – fossil fuel

Abiotic Depletion Potential fossil fuel refers to the depletion of the fossil fuel resources.



WDP

Water use

It expresses the potential deprivation of water, that consists in not having the water needs satisfied.

The following tables show the environmental impacts for the products considered according to the requirements of EN15804:2012+A2:2019. The results are a weighted average between Mediglia and Latina plants and they refer to the declared unit (see § 4). The additional environmental indicators are not declared.

MAPE-ANTIQUE INTONACO NHL

(1 kg product + packaging)

Table 5: MAPE-ANTIQUE INTONACO NHL: Potential environmental impact – mandatory indicators according to EN 15804 referred to 1 kg of product with packaging

Indicator	Unit	A1-A3	C1	C2	C3	C4	D
GWP_{TOTAL}	(kg CO ₂ eq.)	9,76E-02	2,17E-03	1,21E-02	1,84E-03	4,42E-03	-1,39E-02
GWP _{FOSSIL}	(kg CO ₂ eq.)	1,12E-01	2,14E-03	1,20E-02	1,82E-03	4,54E-03	-1,38E-02
GWP _{BIOGENIC}	(kg CO ₂ eq.)	-1,47E-02	2,92E-05	-1,42E-05	5,95E-07	-1,32E-04	-4,26E-05
GWP _{LULUC}	(kg CO ₂ eq.)	2,13E-04	5,83E-06	9,77E-05	1,26E-05	1,33E-05	-1,57E-05
ODP	(kg CFC 11 eq.)	6,70E-10	8,38E-17	2,36E-18	4,73E-18	1,76E-17	-6,02E-17
AP	(mol H ⁺ eq.)	2,05E-04	2,82E-06	3,93E-05	1,76E-05	3,23E-05	-2,79E-05
EP _{FRESHWATER}	(kg P eq.)	4,26E-06	9,68E-09	3,55E-08	5,20E-09	7,62E-09	-1,31E-08
EP _{FRESHWATER}	(kg (PO ₄) ³⁻ eq.)	1,31E-05	2,97E-08	1,09E-07	1,60E-08	2,34E-08	-4,02E-08
EP _{MARINE}	(kg N eq.)	6,67E-05	8,98E-07	1,80E-05	8,65E-06	8,39E-06	-1,29E-05
EP _{TERRESTRIAL}	(mol N eq.)	7,23E-04	9,47E-06	2,01E-04	9,51E-05	9,22E-05	-1,42E-04
POCP	(kg NMVOC eq.)	1,60E-04	2,42E-06	3,54E-05	2,52E-05	2,54E-05	-3,69E-05
ADP _{MINERALS&METALS} *	(kg Sb eq.)	7,45E-08	9,55E-10	1,06E-09	2,00E-09	4,28E-10	-1,68E-09
ADP _{FOSSIL} *	(MJ)	9,55E-01	3,08E-02	1,59E-01	3,56E-02	6,02E-02	-2,29E-01
WDP*	(m ³ world eq.)	9,57E-03	6,51E-04	1,11E-04	3,41E-04	4,87E-04	-1,18E-02

GWP_{TOTAL}: Global Warming Potential total; **GWP_{FOSSIL}**: Global Warming Potential fossil fuels; **GWP_{BIOGENIC}**: Global Warming Potential biogenic; **GWP_{LULUC}**: Global Warming Potential land use and land use change; **ODP**: Depletion Potential of the stratospheric Ozone layer; **AP**: Acidification Potential; **EP_{FRESHWATER}**: Eutrophication Potential, freshwater; **EP_{MARINE}**: Eutrophication Potential, marine; **EP_{TERRESTRIAL}**: Eutrophication Potential, terrestrial; **POCP**: Formation potential of tropospheric ozone; **ADP_{MINERALS&METALS}**: Abiotic Depletion Potential for non-fossil resources; **ADP_{FOSSIL}**: Abiotic Depletion Potential for fossil resources; **WDP**: Water Deprivation Potential.

* The results of this environmental impact indicator shall be used with care as the uncertainties on these results are high or as there is a limited experience with the indicator

Table 6: MAPE-ANTIQUE INTONACO NHL: Potential environmental impact – additional mandatory and voluntary indicators referred to 1 kg of product with packaging

Indicator	Unit	A1-A3	C1	C2	C3	C4	D
GWP-GHG	(kg CO ₂ eq.)	1,11E-01	2,11E-03	1,19E-02	1,79E-03	4,47E-03	-1,37E-02

GWP-GHG: The indicator includes all greenhouse gases included in GWP-total but excludes biogenic carbon dioxide uptake and emissions and biogenic carbon stored in the product. This indicator is thus equal to the GWP indicator originally defined in EN 15804:2012+A1:2013.

Table 7: MAPE-ANTIQUE INTONACO NHL: Use of resources referred to 1 kg of product with packaging

Indicator	Unit	A1-A3	C1	C2	C3	C4	D
PERE	MJ	1,54E-01	2,18E-02	9,16E-03	2,62E-03	8,11E-03	-1,68E-02
PERM	MJ	2,15E-01	0,00E+00	0,00E+00	0,00E+00	0,00E+00	0,00E+00
PERT	MJ	3,69E-01	2,18E-02	9,16E-03	2,62E-03	8,11E-03	-1,68E-02
PENRE	MJ	9,16E-01	3,08E-02	1,60E-01	3,56E-02	6,02E-02	-2,29E-01
PENRM	MJ	4,05E-02	0,00E+00	0,00E+00	0,00E+00	0,00E+00	0,00E+00
PENRT	MJ	9,56E-01	3,08E-02	1,60E-01	3,56E-02	6,02E-02	-2,29E-01
SM*	kg	5,00E-02	0,00E+00	0,00E+00	0,00E+00	0,00E+00	0,00E+00
RSF	MJ	0,00E+00	0,00E+00	0,00E+00	0,00E+00	0,00E+00	0,00E+00
NRSF	MJ	0,00E+00	0,00E+00	0,00E+00	0,00E+00	0,00E+00	0,00E+00
FW	m ³	2,86E-04	1,76E-05	1,05E-05	9,81E-06	1,49E-05	-2,84E-04

PERE: Use of renewable primary energy excluding renewable primary energy resources used as raw materials; **PERM:** Use of renewable primary energy resources used as raw materials; **PERT:** Total use of renewable primary energy resources (primary energy and primary energy resources used as raw materials); **PENRE:** Use of non-renewable primary energy excluding non-renewable primary energy resources used as raw materials; **PENRM:** Use of non-renewable primary energy resources used as raw materials; **PENRT:** Total use of non-renewable primary energy resources (primary energy and primary energy resources used as raw materials); **SM:** Use of secondary material; **RSF:** Use of renewable secondary fuels; **NRSF:** Use of non-renewable secondary fuels; **FW:** Net use of fresh water.

*Referred only to 1 kg of product without packaging

Table 8: MAPE-ANTIQUE INTONACO NHL: Waste production and output flows referred to 1 kg of product with packaging

Indicator	Unit	A1-A3	C1	C2	C3	C4	D
HWD	kg	9,79E-04	1,44E-11	8,42E-12	1,99E-12	6,39E-12	-6,08E-11
NHWD	kg	6,37E-03	3,26E-05	2,51E-05	9,54E-06	3,00E-01	-1,38E-02
RWD	kg	1,48E-05	1,10E-06	2,90E-07	4,60E-07	6,32E-07	-2,30E-06
Components for re-use	kg	0,00E+00	0,00E+00	0,00E+00	0,00E+00	0,00E+00	0,00E+00
Materials for recycling	kg	3,85E-03	0,00E+00	0,00E+00	0,00E+00	0,00E+00	0,00E+00
Materials for energy recovery	kg	0,00E+00	0,00E+00	0,00E+00	0,00E+00	0,00E+00	0,00E+00
Exported energy, electricity	MJ	0,00E+00	0,00E+00	0,00E+00	0,00E+00	0,00E+00	0,00E+00
Exported energy, thermal	MJ	0,00E+00	0,00E+00	0,00E+00	0,00E+00	0,00E+00	0,00E+00

HWD: Hazardous waste disposed; **NHWD:** Non-Hazardous waste disposed; **RWD:** Radioactive waste disposed

Table 9: MAPE-ANTIQUE INTONACO NHL: Information on biogenic carbon content at the factory gate referred to 1 kg of product with packaging

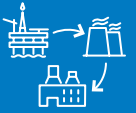




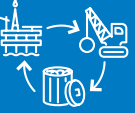




Biogenic Carbon Content	Unit	Quantity
Biogenic carbon content in product	kg C	0,00E+00
Biogenic carbon content in packaging	kg C	4,92E-03

Tables from 5 to 9 show absolute results for all the environmental categories considered.

The main contribution to almost all the environmental impacts categories in the product life cycle comes from extraction and processing of raw materials (**module A1**). Its relative contribution is over 60% in some categories (such as GWP_{total}, ADP_{minerals&metals}). The production stage (**module A3**) is relevant especially for the GWP_{BIOGENIC} with a negative contribution due to the packaging components. End of life stages (**modules C1 – C4**) have relative contribution around 30% in EP and POCP. A specific quantity of the recycled material contained in the product is shown in Table 7 as SM (Secondary Material) indicator.

An overview about the average contribution of the different modules considered in the system boundaries is shown in Table 10.

Table 10: Some environmental impacts of Mape-Antique Intonaco NHL

MAPE-ANTIQUE INTONACO NHL	 A1-A3	 C1	 C2	 C3	 C4	 TOT
CLIMATE CHANGE (total) 	9,76E-02	2,17E-03	1,21E-02	1,84E-03	4,42E-03	0,118 kg CO ₂ eq.
ACIDIFICATION 	2,05E-04	2,82E-06	3,93E-05	1,76E-06	3,23E-05	2,98E-04 mol H ⁺ eq.
DEPLETION OF ABIOTIC RESOURCES (fossil) 	0,955	3,08E-02	1,59E-01	3,56E-02	6,02E-02	1,24 MJ
WATER USE 	9,57E-03	6,51E-04	11,11E-04	3,41E-4	4,87E-04	1,12E-02 m ³ world eq.

More details about electrical mix used in this EPD, is shown below

	Data source	GWP _{TOTAL}	Unit
Residual electricity grid mix (IT) – 2019	AIB	0,531*	kg CO ₂ -eqv/kWh
Electricity from photovoltaic (IT) – 2017	Sphera database	0,0519*	kg CO ₂ -eqv/kWh

*CML2001 – Apr. 2013

8. DATA QUALITY

Table 11: Data quality

Dataset & Geographical reference	Database (source)	Temporary reference
A1; A3		
GGBS (GLO)	ecoinvent 3.7	2020
White PTL cement	EPD-CIS-20150243-CAAI	2015
Fillers (EU)	Sphera Database;	2020
Additives (EU)	Sphera Database; ecoinvent 3.7	2020
Residual Electricity grid mix (IT)	Sphera Database	2019
Electricity from photovoltaic (IT)	Sphera Database	2017
Packaging components (EU)	Sphera Database, PlasticsEurope	2005 – 2020
A2		
Truck, Euro 5, 27t payload (GLO)	Sphera Database	2020
Diesel for transport (EU)	Sphera Database	2017
C1 - C4		
Construction waste treatment (EU)	Sphera Database	2020
Construction waste dumping (EU)	Sphera Database	2020
Electricity grid mix (IT)	Sphera Database	2017
Truck, Euro 5, 9.3t payload (GLO)	Sphera Database	2020
Diesel for transport (EU)	Sphera Database	2017

All data included in table above refer to a period between 2005 and 2020; the most relevant ones are specific from supplier, while the others (i.e. transport and minor contribution dataset), come from European and global databases.

All dataset are not more than 10 years old according to EN 15804 §6.3.8.2 “Data quality requirements”. The only exception is represented by one raw material used for one packaging component production.

Primary data concern the year 2020 and represent the whole annual production.

The Quality level concerning datasets used in the EPD can be considered as “very good” or “good” according to Annex E of the EN 15804 (current version); the only exception is represented by a packaging component which has a quality level classified as “poor” in terms of time representativeness.

9. REQUISITE EVIDENCE

9.1 VOC emissions

Volatile Organic Compounds (VOC) special tests and evidence have been carried out on the two products, according to ISO 16000 parts 3, 6, 9 and 11 and EN 16516.

The product has been evaluated in emission chambers, in order to detect their VOC emissions after 3 and 28 days storage in the ventilated chambers, according to GEV (Gemeinschaft Emissionskontrollierte Verlegewerkstoffe, Klebstoffe und Bauprodukte e.V.) test method. The following product meets the requirements for the emission class EMICODE® **EC1^{PLUS}**, as “very low VOC emission”, released by GEV:

- **Mape-Antique Intonaco NHL**: license number 3451

Next table describes the limits for the EMICODE® EC1^{PLUS} class:

Table 12: ECT^{PLUS} VOC limits

Indicator	3 days $\mu\text{g}/\text{m}^3$	28 days $\mu\text{g}/\text{m}^3$
TVOC (C6-C16)	$\leq 750 \mu\text{g}/\text{m}^3$	$\leq 60 \mu\text{g}/\text{m}^3$
TSVOC (C16-C22)		$\leq 40 \mu\text{g}/\text{m}^3$
C1A-C1B substances	Total $\leq 10 \mu\text{g}/\text{m}^3$	Single substance $\leq 1 \mu\text{g}/\text{m}^3$
Formaldehyde/ acetaldehyde	$\leq 50 \mu\text{g}/\text{m}^3$	
Sum of formaldehyde/acetaldehyde	$\leq 50 \text{ ppb}$	
sum of non-assessable VOCs		≤ 40
R value		≤ 1

9.2 Recycled Content

Product	Recycled material content (Pre-Consumer)
Mape-Antique Intonaco NHL	5%

9.3 End of life / Recyclability

Our Multiply bags are recyclable up to 90% (ATICELCA class A) according to UNI 11743.

The finished products can be recycled at the end of life, after demolition, according to the national laws.

Figure 3: St. Pere Del Bosch Hotel - Spain



10. DIFFERENCES VERSUS PREVIOUS VERSIONS

In this version, new primary data referred to 2020 has been adopted; more info regarding the end of life stages and module D has been added in chapter 5. Moreover, additional data quality information has been included in chapter 8. Minor editorial changes have been made in the document.

11. VERIFICATION AND REGISTRATION

The EPD owner has the sole ownership, liability, and responsibility for the EPD.

EPDs within the same product category but from different programmes may not be comparable. EPDs of construction products may not be comparable if they do not comply with EN 15804. For further information about comparability, see EN 15804 and ISO 14025.

CEN standard EN15804 served as the Core Product Category Rules (PCR)	
PCR:	PCR 2019:14 Construction products (EN 15804:A2), Version 1.11, 2021-02-05, UN CPC code 54
PCR review was conducted by:	The Technical Committee of the International EPD® System. See www.environdec.com/TC for a list of members. Review chair: Claudia A. Peña, University of Concepción, Chile. The review panel may be contacted via the Secretariat www.environdec.com/ contact.
Independent third-party verification of the declaration and data, according to ISO 14025:2006:	<input checked="" type="checkbox"/> EPD Process Certification <input type="checkbox"/> EPD Verification
Third party verifier:	Certiquality S.r.l. Number of accreditation: 003H rev15
Accredited or approved by:	Accredia
Procedure for follow-up of data during EPD validity involves third-party verifier	<input checked="" type="checkbox"/> Yes <input type="checkbox"/> No

12. REFERENCES

- EN 15804: SUSTAINABILITY OF CONSTRUCTION WORKS - ENVIRONMENTAL PRODUCT DECLARATIONS - CORE RULES FOR THE PRODUCT CATEGORY OF CONSTRUCTION PRODUCTS
- EN 998-1:2016 "SPECIFICATION FOR MORTAR FOR MASONRY - PART 1: RENDERING AND PLASTERING MORTAR"
- EUROPEAN DIRECTIVE 2008/98/EC
- EUROPEAN RESIDUAL MIXES VERSION 1.1, 2020-09-08 (AIB: ASSOCIATION OF ISSUING BODIES)
- GENERAL PROGRAMME INSTRUCTIONS OF THE INTERNATIONAL EPD® SYSTEM. VERSION 3.01
- ISO 14025 ENVIRONMENTAL LABELS AND DECLARATIONS - TYPE III ENVIRONMENTAL DECLARATIONS - PRINCIPLES AND PROCEDURES
- ISO 14044 ENVIRONMENTAL MANAGEMENT – LIFE CYCLE ASSESSMENT – REQUIREMENTS AND GUIDELINES
- PCR 2019:14 CONSTRUCTION PRODUCTS (EN 15804: A2), UN CPC CODE 54; VERSION 1.11
- UNI 11743:2019 CARTA E CARTONE - DETERMINAZIONE DEI PARAMETRI DI RICICLABILITÀ DI MATERIALI E PRODOTTI A PREVALENZA CELLULOSICA

CONTACT INFORMATION

EPD owner:



Mapei SpA

www.mapei.it

LCA author:



Mapei SpA

www.mapei.it;
Environmental Sustainability Office

Programme operator:



The International EPD® System

Address: EPD International AB
Box 210 60
SE-100 31 Stockholm
Sweden

Website: www.environdec.com
E-mail: info@environdec.com

HEAD OFFICE

MAPEI SpA

Via Cafiero, 22 - 20158 Milan

Tel. +39-02-37673.1

mapei.com

mapei@mapei.it

