



CLUSTER 3X410G

Environmental Product Declaration

An EPD should provide current information, and may be updated if conditions change. The stated validity is therefore subject to the continued registration and publication at www.environdec.com.
This EPD is compliant with ISO 14025.

Programme: The International EPD® System, www.environdec.com

Programme operator: EPD International AB



CPC CODE

2139 - Other prepared
and preserved vegetables,
pulses and potatoes



GEOGRAPHICAL SCOPE

Europe



PUBLICATION DATE

16-11-2020

REVISION DATE

09-11-2020

VALID UNTIL: 09-11-2025



REV.

0.0



N° REG.

S-P-02197



VALIDATED

Environmental
Product Declaration



1. THE ENVIRONMENTAL PRODUCT DECLARATION

WHAT IS EPD (ENVIRONMENTAL PRODUCT DECLARATION)

 The EPD (Environmental Product Declaration) is a document verified and registered that communicates transparent and comparable information about the environmental performance of a product evaluated along its life cycle.

The Environmental Product Declarations take advantage of new market opportunities to inform consumers and stakeholders about the environmental performance of products and services. The peculiarities of the EPD translate into a series of advantages both for organizations that process declarations and for those who use the information contained in them.

The **International EPD® System** is the program for environmental declarations based on the ISO Standard 14025.



More information on www.environdec.com

WHAT ARE ITS CHARACTERISTICS

- **OBJECTIVE.** Environmental performance is calculated using the life cycle analysis methodology (Life Cycle Assessment, LCA), following the ISO 14040 series.
- **CREDIBLE.** The EPD is verified by a third-party body.
- **COMPARABLE.** EPDs belonging to the same product category are comparable since they are developed according to the same rules and requirements (PCR, Product Category Rules).

THE CERTIFICATION OF THE EPD PROCESS OF CONSERVE ITALIA



Conserve Italia has decided to certify the own internal elaboration process of the Environmental Declarations using a reliable and consolidated model of collection, management and processing of data necessary for the realization of the LCA studies of the products subject to certification.

The Control System implemented by Conserve Italia has been verified by a third-party body, in order to certify that all the Environmental Declarations are performed in accordance with the requirements of the International EPD® System. Conserve Italia, having obtained a certification of the process EPD, can independently draw up the Environmental Product Declarations of its products.





2. GARDEN PEAS

Bodied, delicious and naturally sweet, the Cirio peas are not added salt they bat have naturally occuring sodium, no preservatives and no added sugar for a balanced diet. They are grown in Italy, harvested and immediately packaged fresh on the same day to ensure the highest quality, to preserve naturalness and freshness without sacrificing taste.



THE INGREDIENTS



NUTRITIONAL VALUES

Average values per 100g of product

Energy	65 kcal - 277 kJ
Protein	3,6g
Carbohydrates	11,9g
of which sugar	0,0g
Fat	0,3g
of which saturated	0,0g
Fibre	0,0g
Salt	0,0g





CONTENT DECLARATION	Peas (kg)	Salt (kg)	Citric Acid (kg)	Water (kg)	Primary Packaging (kg)	Secondary Packaging (kg)	Tertiary Packaging (kg)
REFERRED TO 1 CAN	0,299	0,000	0,000	0,140	0,051	0,010	0,013
REFERRED TO 1 KG	0,729	0,000	0,000	0,341	0,125	0,025	0,031

PACKAGING	Container size	Sell unit	Cluster	Pack format
Open top tinplated steel can and lid	410g	8	3	2X4X3

3. GARDEN PEAS

Peas are an extremely delicate product that requires light and delicate technologies both in the harvesting and industrial processing phases. The harvest is carried out by expert personnel specially trained by Conserve Italia with the help of special threshing machines owned by the company, which collect and shell the pods directly in the field. The peas, already shelled, arrive in the factories to be sampled and selected according to both their quality level and size, so that they can be packaged according to homogeneous diameters (extra-fine, fine, medium), which correspond to different consumer uses and tastes. Electronic machines perform a first sorting operation, which is followed by washing in running water and a new control of the product carried out manually by particularly experienced operators. Blanching in high temperature water or steam cooking precedes packaging in boxes or glass jars: a solution of water and salt (the "preserving liquid") is added to the peas, which together with the final steam sterilization phase, differentiated for the canned product and the glass one, allows to maintain the characteristics of the original product in a completely natural way.






4. THE PRODUCT

In the field of vegetables, Conserve Italia offers a wide range of products that include: peas, borlotti beans, string beans, sweet corn, chickpeas, lentils, mixed vegetables.

The most important products, such as peas, borlotti beans, string beans and sweet corn are obtained from fresh products, exclusively supplied by the co-operative members and cultivated in an absolutely natural way. The OGM free production, for example, is guaranteed thanks not only to the controls carried out in the

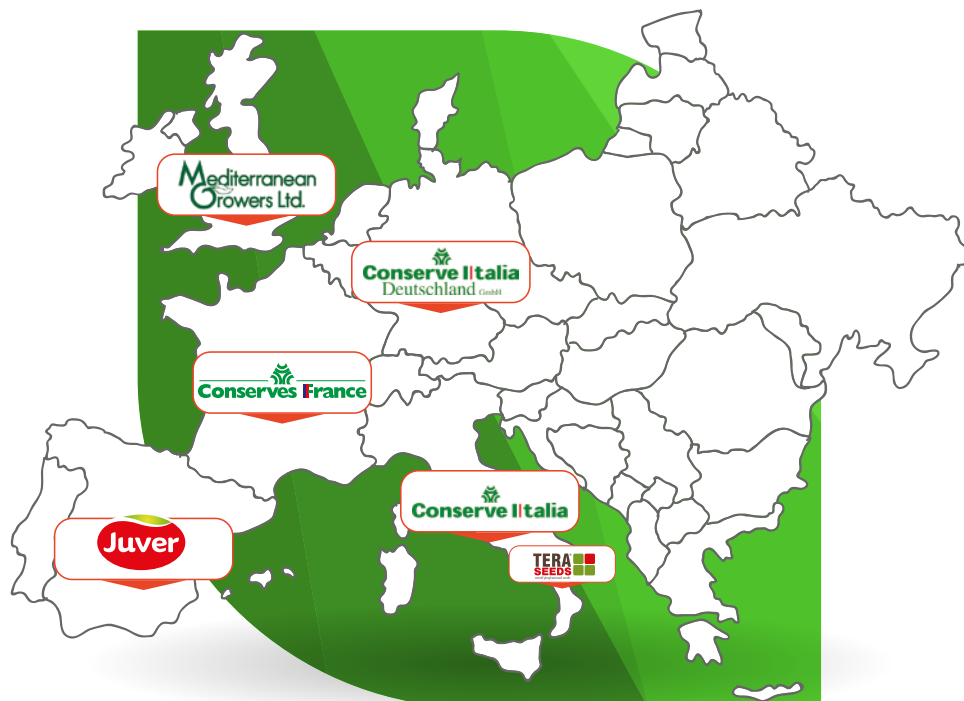


field but also starting from the selection of seeds and the purchases carried out by the Group for the co-operative members. The agricultural planning, from seeding to harvesting, is defined by Conserve Italia's agricultural technicians. They directly monitor the entire life-cycle from cultivation to production. Integrated Pest Management protocols are applied as cultivation defense techniques: potential residual phytopharmaceuticals are always monitored and controlled by Conserve Italia's central laboratories before harvesting.



5. THE GROUP

Conserve Italia's legal personality is that of an agricultural co-operative and is the mother company to other subsidiary companies in Italy and in Europe.



6. THE MISSION

Conserve Italia

The mission statement of Conserve Italia is "to be a leader company in Europe in the sector of preserved foods to achieve the highest value on fruit and vegetables supplied by associated farmers and give to consumers, thanks to food chain control and own brands reliability, guarantees on quality and food safety".



Conserve Italia represents the leader industry in the Italian field and it is ranked among the leader European companies (Source: Iri Audit incl. discount A.T. June 2013).

The Group processes approximately

650.000

tonnes of raw materials every year; fruit, vegetables and tomatoes, grown over a surface area of over

20.000

hectares, which are processed in 12 production plants; 8 in Italy, 3 in France and 1 in Spain.



Conserve Italia Group's brand policy has always constituted one of the strategic guidelines and today the branded sales (Valfrutta, Yoga, Derby Blue, Cirio, Juver, St Mamet, Jolly Colombani) represent about 69% of the total turnover; the remaining business being made up of sales for modern retail commercial brands and products

for industry. Conserve Italia has developed a consolidated relationship with all the major retail chains; representing approximately 65% of its turnover. The Ho.Re.Ca. channel (Hotel, Restaurants and Cafés) is also an important channel, especially for beverages as well as for the Foodservice and Vending lines.



7. THE BRAND CIRIO

ABOUT US

Cirio has been the tomato specialist since 1856: an experience of 160 years that has made it one of the symbolic brands of Italian cuisine. Cirio, since 2004, has been part of the Conserve Italia Group, an Agricultural Cooperative Society whose social base is made up of over



who cultivate in open fields with integrated certified production systems. All the cultivation fields are near the factories where they are processed, packaged and distributed to guarantee their freshness.



OUR CHARACTERISTICS

Cirio uses peas



**100%
Italian
origin**

and controls the entire supply chain; the quality is verified and certified at every stage of sowing, cultivation, processing, production in order to preserve the natural freshness of the harvest.

THE PLANTS

Conserve Italia directly manages seven plants in Italy, in Emilia-Romagna, in Tuscany and in Apulia. The plant at Pomposa in Ferrara, which was built between 2002-2004 has an overall surface area of 440,000 sq.m., of which approximately 120,000 covered, and a production capacity for the processing of over 350,000 tonnes of raw materials including tomatoes, vegetables and fruit. The plant is specialized in processing of sieved, chopped and concentrated tomatoes, fruit in syrup and vegetables in cans and glass jars.

The plants of **Barbiano di Cotignola and Massa Lombarda (RA)** are for processing fruit juices, nectars and fruit based drinks.

The **Alseno (PC)** plant is specialized in vegetables and sweet corn processing.

The plants in **Ravarino (MO)**, **Albinia (GR)** - EMAS - registered site (Reg.n. IT - 000826) - and **Mesagne (BR)** are dedicated to the production of tomato based products (sieved, chopped, concentrates and sauces).



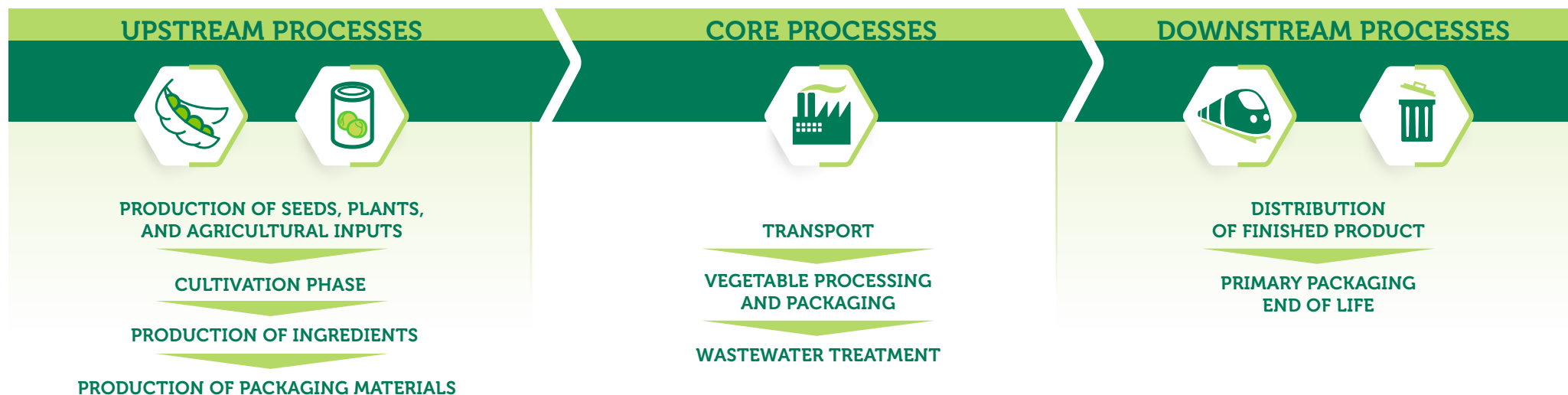
GARDEN PEAS – cluster 3x410g, object of the study, is produced in the plant at Pomposa (FE).



8. ENVIRONMENTAL PERFORMANCE DECLARATION

The declared unit is 1 kg of packaged product.
Specific data were collected on the plant for the year 2018.

SYSTEM BOUNDARIES



METHODOLOGY



The methodology used in order to evaluate the environmental performance of the product is the Life Cycle Assessment (LCA), according to the ISO 14040-14044 standards. The goal of the LCA study is to evaluate the potential environmental impact associated to the production of GARDEN PEAS – cluster 3x410g tin-plated steel cans.



The **Water Footprint Profile** is calculated in accordance to ISO 14046 standard, through a Water Footprint Assessment integrated in the LCA study.



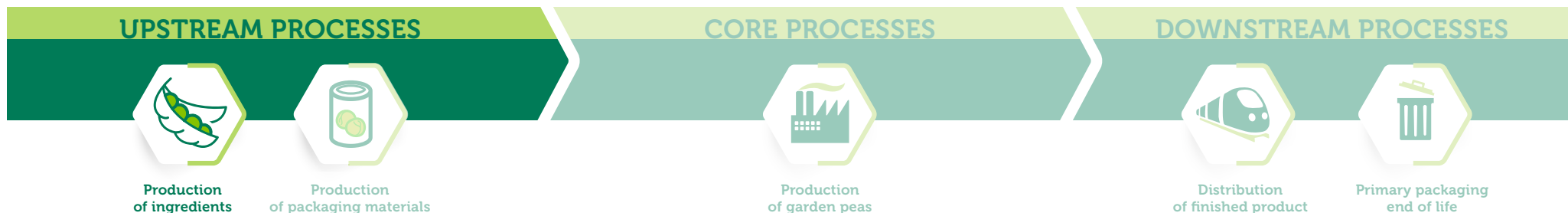
Air and water emissions caused by the use of nitrogen- and phosphorous-based fertilizers utilized by the system plant and for the cultivating operations have been calculated in accordance to PCR 2013:05 Arable Crops.



For the modeling of the electricity used in the processes, the supplier's specific residual mix for the reference year has been used. All life cycle phases were analyzed and accounted for in the study. This EPD and further information about it are available on the website of the International EPD® System: www.environdec.com




9. PRODUCTION OF INGREDIENTS



PEAS

Data collection relating to the cultivation phase is included in a larger project called "Precision sustainable agriculture". Data on the yield of the cultivated product, on fertilizers, on the consumption of water and diesel for the processing of the land have been collected at representative companies for the various crops and for the geographical areas of membership of the agricultural cooperatives.

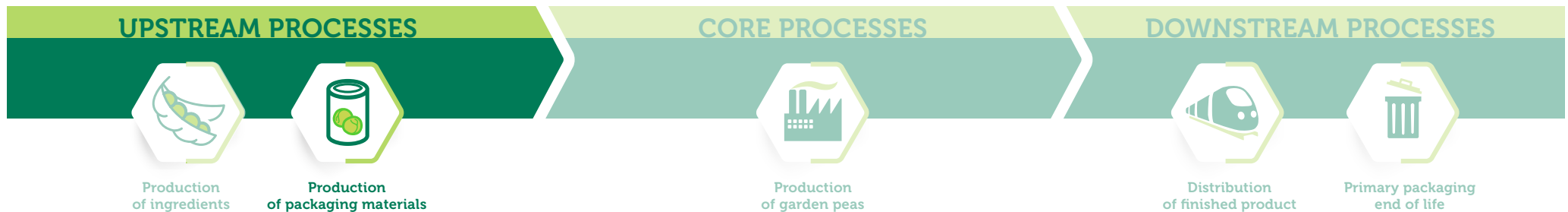


OTHER INGREDIENTS

In the LCA study, all the ingredients present in the product and materials used in the cultivation phase have been modeled using data deriving from internationally recognized databases.



10. PRODUCTION OF PACKAGING



PRIMARY PACKAGING

The primary packaging of the products, otherwise the packaging conceived to establish a sales unit at the point of sale for the end user or the consumer, is essentially made up from tinplate, glass, poly laminated or plastic. In the LCA study, the packaging materials were modeled using data from internationally recognized databases.

Conscious of the contribution of the food industry to production of packaging, Conserve Italia is constantly committed to minimize the weight and volume of packaging, by the limits necessary to guarantee the levels of safety, quality and acceptability of the product by the consumer.

Link utile <http://www.ilfattoalimentare.it/sostenibilit.html>



Conserve Italia has been working for years on the reductions of the weights of primary packaging to reduce its impact environmental with a view to continuous improvement




TERTIARY PACKAGING

Tertiary packaging, otherwise the packaging conceived in order to facilitate manipulation and transport of the finished product, is chosen by Conserve Italia with sustainability criteria, such as durability, lightness and use of environmentally friendly materials. In particular, the pallets used by Conserve Italia are all multi-use and reusable packaging. Once the reuse is over, these pallets are 100% recyclable.



11. PRODUCTION OF GARDEN PEAS



PLANTS


The production of the products of the Conserve Italia plants includes the following life cycle stages:

1. Preparation of the finished product (e.g. washing, mixing, heat treatments, ...) from fresh or semifinished product.
2. Packaging process.
3. Refrigerated storage (where applicable).
4. Water purification.

Management data related to the reference year are collected annually at the plants involved and subsequently reported to the processing of the product. Below, the main data collected on the plants involved in the production of products are reported.

GREENHOUSE GASES

All Conserve Italia plants fall within the scope of application of the "Emissions Trading" Directive (Directive 2003/87/EC), that is they are subject to the monitoring and communication of the greenhouse gas emissions. The data on CO₂ emissions are annually calculated and verified by a body accredited by the Competent National Authority.



ELECTRICITY

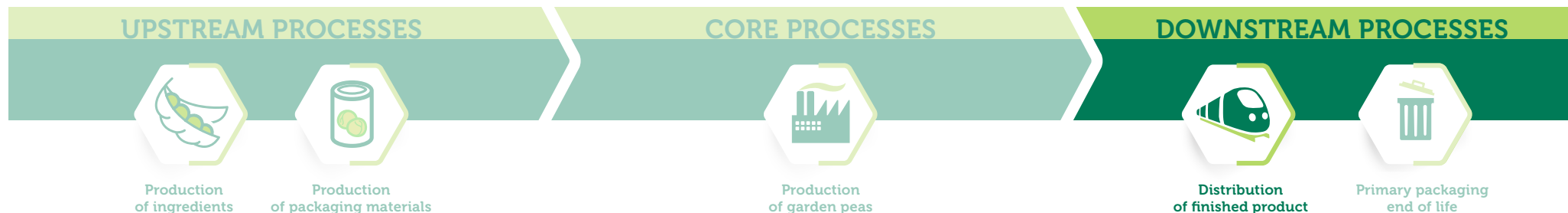
The electrical consumption of the plants is one of the significant environmental aspects on which Conserve Italia has decided to act with energy efficiency measures and choosing suppliers that favour certain sources from renewable sources. In particular, all Valfrutta products on the market - fruit preserves (juices and nectars, fruit in syrup and jams), tomato preserves (pureed, pulp, peeled) and vegetable preserves (corn and legumes) - come from plants that for these processing lines use only certified electricity from renewable sources.

WATER

In the Conserve Italia plants, the water resource is considered a primary resource to be protected and preserved. For this reason in all the plants actions and processes for the recovery of water and its purification are implemented. The percentage of water recovered in the production cycle guarantees on average a recovery rate > 33%, including the water resource which is used for the transport of fresh raw material up to the washing and cooking phase.



12. DISTRIBUTION



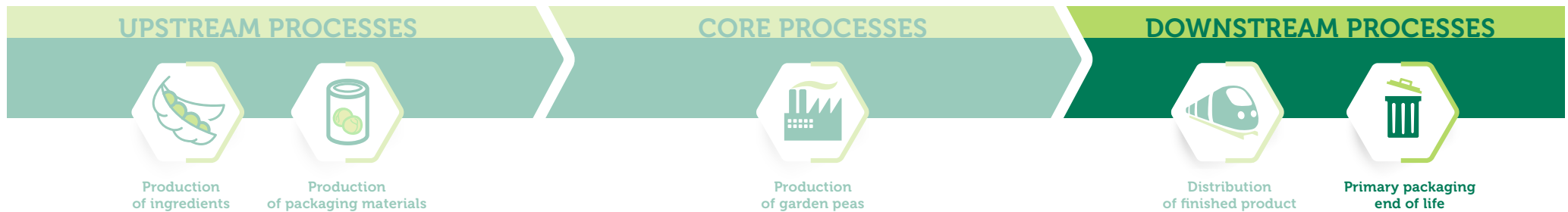
Conserve Italia has created a network of logistic centres dedicated to storage and shipment of finished products, able to ensure quick and cost-saving transfers for the products up to the Distribution Centers of the modern distribution chains or to the distributors of the traditional channels operating in retail and in the Ho.re.ca.. The most important storage and shipping warehouses are highly automated and are placed near the processing plants or in strategic areas for sorting goods at European level.



In addition to traditional road transport, multimodal transport has been developed, with the preparation of 5 special weekly trains, for transport on the lines north-south, which today covers about 20% of shipments, outdoing the national average for rail transport.



13. DISPOSAL AND PACKAGING








Conserve Italia uses as primary packaging for its products essentially tinplate, glass, poly laminated or plastic. All packaging used for Conserve Italia product, using materials that fall into the categories treated by CONAI (National Packaging Consortium), are 100% recyclable. CONAI in fact directs the activity and guarantees the results recovery of 6 Consortia of materials: steel (Ricrea), aluminum (Cial), paper/cardboard (Comieco), wood (Rilegno), plastic (Corepla), glass (Coreve).



According to the final data for 2018 published in the General Program for the prevention and management of packaging and packaging waste, the figure relating to packaging sent for recycling amounts to 78.6% of the amount released for consumption, for a total of 386,895 tons (Source RICREA).



14. RESOURCES USE

PARAMETER Data referred to 1 kg of product		UNIT	UPSTREAM 	CORE 	DOWNSTREAM 	TOTAL
 Primary energy resources Renewable	Use as energy carrier	MJ net calorific value	2,848	0,168	0,012	3,027
	Used as raw materials	MJ net calorific value	0,676	0,014	0,003	0,693
	TOTAL	MJ net calorific value	3,523	0,182	0,015	3,721
 Primary energy resources Non-renewable	Use as energy carrier	MJ net calorific value	12,448	4,858	0,803	18,109
	Used as raw materials	MJ net calorific value	0,109	0,010	0,002	0,121
	TOTAL	MJ net calorific value	12,556	4,868	0,805	18,229
Secondary material*		kg	0,100	--	--	0,100
Renewable secondary fuels		MJ	--	--	--	--
Non-renewable secondary fuels		MJ	--	--	--	--
Net use of fresh water		m ³	0,035	<0,001	<0,001	0,035

*Data refer to the use of recycled cardboard in secondary and tertiary packaging and the use of 58% recycled tin-plated steel



15. ENVIRONMENTAL IMPACTS



PARAMETER
Data referred to 1 kg of product

UNIT

UPSTREAM

CORE

DOWNSTREAM





TOTAL







Global warming potential (GWP)	Fossil	kg CO ₂ eq	1,029	0,287	0,049	1,365
	Biogenic	kg CO ₂ eq	0,001	0,001	<0,001	0,002
	Land use	kg CO ₂ eq	0,001	<0,001	<0,001	0,001
	TOTAL	kg CO₂ eq	1,031	0,288	0,049	1,368
Acidification potential (AP)		kg SO ₂ eq	0,006	0,001	<0,001	0,007
Eutrophication potential (EP)		kg PO ₄ ³⁻ eq	0,002	0,001	<0,001	0,003
Formation potential of tropospheric ozone (POCP)		kg C ₂ H ₄ eq	<0,001	<0,001	<0,001	<0,001
Abiotic depletion potential - Elements		kg Sb eq	<0,001	<0,001	<0,001	<0,001
Abiotic depletion potential - Fossil fuels		MJ _{net calorific value}	10,522	4,270	0,739	15,531
Water scarcity potential		m ³ eq	1,463	1,423	0,003	2,890







16. WASTE PRODUCTION AND OTHER INDICATORS





 PARAMETER Data referred to 1 kg of product	UNIT	UPSTREAM	CORE	DOWNSTREAM	TOTAL
					
Hazardous waste disposed	kg	<0,001	<0,001	<0,001	<0,001
Non-hazardous waste disposed	kg	0,751	0,032	0,054	0,837
Radioactive waste disposed	kg	<0,001	<0,001	<0,001	<0,001

 PARAMETER Data referred to 1 kg of product	UNIT	UPSTREAM	CORE	DOWNSTREAM	TOTAL
					
Components for reuse*	kg	--	0,003	--	0,003
Material for recycling	kg	--	--	--	--
Materials for energy recovery*	kg	--	0,018	--	0,018
Exported energy, electricity	MJ	--	--	--	--
Exported energy, thermal	MJ	--	--	--	--








*Data refers to by-products used as soil improver and sent to biodigester.



 OTHER INDICATORS	UNIT	UPSTREAM	CORE	DOWNSTREAM	TOTAL
					
Land use (occupation)	m2a	46,636	-	-	46,636
Ecological footprint	m2a	2,832	0,750	0,138	3,721

 WATER FOOTPRINT PROFILE	UNIT	UPSTREAM	CORE	DOWNSTREAM	TOTAL
					
Human toxicity	kg 1,4-DB eq	9,759	0,048	0,016	9,823
Fresh water aquatic ecotoxicity	kg 1,4-DB eq	2,015	0,031	0,005	2,051
Marine aquatic ecotoxicity	kg 1,4-DB eq	3.038,39	67,57	15,13	3.121,09
Terrestrial ecotoxicity	kg 1,4-DB eq	0,015	0,001	<0,001	0,016
Acidification potential (AP)	kg SO ₂ eq	0,006	0,001	<0,001	0,007
Eutrophication potential (EP)	kg PO ₄ ³⁻ eq	0,002	0,001	<0,001	0,003
Water use	m ³	0,035	<0,001	<0,001	0,035
Water scarcity potential	m ³ eq	1,463	1,423	0,003	2,890



 Garden peas	UNIT	 UPSTREAM	 CORE	 DOWNSTREAM	TOTAL
 ECOLOGICAL FOOTPRINT	m2a	2,832	0,750	0,138	3,721
 CARBON FOOTPRINT	kg CO ₂ eq	1,031	0,288	0,049	1,368
 WATER FOOTPRINT*	m ³	0,035	< 0,001	< 0,001	0,035

*WATER FOOTPRINT PROFILE – WATER USE



17. INFORMATION



RECYCLING OF PRIMARY PACKAGING



The primary packaging is a 100% recyclable material and it has to be directed to the waste separation procedures according to the rules of the pertaining municipalities.



ETHICAL CODE

Conserve Italia, within its activities, adopt the Ethical Code that outlines the basic principles of behavior of the company: pillars that lie on solid foundation of respect of law, honesty, transparency of information, quality and safety of products, responsibility towards community and environment.

PRODUCT CERTIFICATIONS

The product object of the study is in compliance with **BRC** (British Retail Consortium) and **IFS** (International Food Standard) standards for safety, legality and quality of products.

Certified and guaranteed by **CESI** (Centro Elettrotecnico Sperimentale Italiano) for renewable origin, the energy used by Valfrutta processing is **100% renewable energy** as stated by the label present in the packaging of all the products.





18. CERTIFICATION BODY

EPD International AB, Box 210 60, SE-100 31 Stockholm, Sweden,
E-mail: info@environdec.com

EPDs developed within the same product category but according to different programs may not be comparable.
Conserve Italia has the ownership and responsibility of this EPD.

Product category rules (PCR): Prepared and preserved vegetable and fruit products, including Juice. UN CPC 213, 214

PCR review was conducted by: The Technical Committee of the International EPD® System.

Chair: Adriana Del Borghi **Contact via** info@environdec.com.

Independent third-party verification of the declaration and data, according to ISO 14025:2006:

☒ EPD process certification

☐ EPD verification

Third party verifier: DNV GL Business Assurance

Signature of the third-party verifier

Accredited by: ACCREDIA

ACCREDIA Accreditation n.: 008H

Procedure for follow-up of data during EPD validity involves third party verifier:

☒ Yes ☐ No

19. REFERENCES

General Programme instructions for the International EPD® System, v.3.01

PCR 2019:10 v.1.01 UN CPC 213, 214 Prepared and preserved vegetable and fruit products, including juice

PCR 2013:05 v.2.0 UN CPC 011, 014, 017, 019 Arable Crops e databases

ISO 14046:2014 Environmental management – Water Footprint – Principles, requirements and guidelines

Database Ecoinvent v.3.4 (www.ecoinvent.org)

Life cycle assessment "EPD PROCESS LIFE CYCLE ASSESSMENT PRODOTTI CONSERVE ITALIA" Rev.11

COREVE 2019. Glass recycling data 2018 (<https://coreve.it/coreve-nel-2018-continua-leccezionale-trend-di-crescita-della-raccolta-differenziata-delvetro/>)

RICREA 2019. Steel recycling data 2018

IRI - Information Resources Srl. Iri Audit incl. discount A.T. June 2013



20. GLOSSARY

ACIDIFICATION POTENTIAL (AP)

drop in pH of soils, lakes, forests, due to air emissions of acidifying compounds, with harmful effects on living organisms, e.g. "acid rains".

ECOLOGICAL FOOTPRINT

the Ecological Footprint is a complex indicator that measures the biologically productive area of the sea and of land necessary to regenerate the resources consumed by a human population and to absorb the waste produced from the consumption of fossil and nuclear fuels. It is expressed in soil use over time (m2a)

GLOBAL WARMING POTENTIAL (GWP100)

years, due to emissions and absorptions attributable to humans, such as carbon dioxide (CO2), methane (CH4), nitrous oxide (N2O), etc.

EUTROPHICATION POTENTIAL (EP)

reduction in dissolved oxygen levels in water media with collapse of fish and other aquatic species due to excess addition of large quantities of mineral nutrients such as nitrogen and phosphorous and subsequent dramatic increase in flora that feed on these nutrients.

PHOTOCHEMICAL OZONE CREATION POTENTIAL (POCP)

formation of ozone at ground level due to air emissions of unburnt hydrocarbons and nitrogen oxides in presence of solar radiation. This phenomenon is harmful for living organisms and often present in large urban centres.

LAND USE

land use represents an impact on biodiversity. Biodiversity depends on the type of use of soil and dimensions of area. In this impact category both regional and local impacts are taken into consideration and the damage related to land use results from both conversion and occupation of soil. This damage is consequently expressed in m2a: "Land occupation recorded as. m2 times year per unit output".

LIFE CYCLE ASSESSMENT (LCA)

it is a technique - regulated by ISO 14040 standard - to quantify the energetic and environmental load of the life cycle of a product system, through the quantification of energy and material input and air, liquid, solid emissions released into the environment, from raw material extraction to disposal of final waste.

TOXICITY

the toxicity can be expressed as human toxicity, fresh water aquatic toxicity, marine aquatic toxicity, terrestrial toxicity. The ETP (Eco-Toxicity Potential) is expressed with reference to a compound, i.e. 1,4-diclorobenzene (1,4 DCB). Therefore the unit is kg 1,4-DB eq.

FUNCTIONAL UNIT

it is a measure of the function of the studied system and it provides a reference to all the results presented in the EPD. This enables comparison of data presented in two or more EPD related to products within the same category, i.e. pertaining to the same PCR.

WATER FOOTPRINT (WF)

it is an indicator to quantify the potential impact related to water, calculated - in accordance to ISO 14046 standard - through a water footprint assessment based on a LCA study. The results of the water footprint assessment are represented by an impact indicators profile (water footprint profile).

WATER SCARCITY (AWARE)

Indicator that represents the equivalent volume of water consumed proportionate to the water availability of the individual countries.



**Contact persons
for the Environmental Product Declaration:**



Dr. Pietro Crudele
CONSERVE ITALIA SOC. COOP. AGRICOLA
E-mail: pcrudele@ccci.it



Prof. Ing Adriana Del Borghi
TETIS Institute Srl
Spin Off dell'Università di Genova
www.tetisinstitute.it
E-mail: delborghi@tetisinstitute.it



CONSERVE ITALIA SOC. COOP. AGRICOLA

Legal Seat: Via Paolo Poggi, 11 – 40068
San Lazzaro di Savena (BO)
Tel: +39 051 6228311
Fax: +39 051 6228312
E-mail: conserveitalia@ccci.it
www.conserveitalia.it
Vat nr: 00708311204