



## Environmental Product Declaration



In accordance with ISO 14025 and Product Category Rules for Absorbent Hygiene Products

# TENA Men



<b>Date of publication:</b>	<b>2015-09-15</b>
<b>Valid until:</b>	<b>2025-10-11</b>
<b>PCR reference:</b>	CPC division 32193 Absorbent Hygiene Products PCR 2011:14 V. 3.01
<b>Registration number:</b>	S-P-00747
<b>Revision date:</b>	2022-01-07
<b>Version:</b>	<b>8</b>
<b>Programme:</b>	International EPD® System
<b>Programme operator:</b>	EPD International AB

# Essity is a leading global hygiene and health company

Essity is a leading global hygiene and health company that develops, produces, and sells personal care (baby care, feminine care, incontinence products, and medical solutions), consumer tissue, and professional hygiene products and solutions.

We are dedicated to improving well-being through leading hygiene and health solutions. Sales are conducted in approximately 150 countries under many strong brands, including the leading global brands TENA and Tork, as well as Leukoplast, Libero, Libresse, Lotus, Nosotras, Saba, Tempo, Vinda, and Zewa.

Essity has about 46 000 employees and net sales in 2019 amounted to SEK 129 bn (EUR 12.2 bn). The business operations are based on a sustainable business model with a focus on value creation for people and nature.

The company has its headquarters in Stockholm, Sweden, and is listed on Nasdaq Stockholm. Essity breaks barriers to well-being and contributes to a healthy, sustainable, and circular society. More information at [www.essity.com](http://www.essity.com).

## TENA is a part of Essity

Through our TENA brand, we offer a broad range of incontinence products and services. The clear purpose of this offering is to care for people, improve their quality of life, and help them live with dignity and confidence.

For our institutional customers, such as nursing homes, it also means reducing costs while increasing efficiency and quality of care. This is done through a combination of high-quality products and qualified advisory services that simplify handling procedures for care providers.

Since incontinence is often surrounded by a social taboo, enhancing quality of life also means promoting an open dialogue to break down the stigma. So, in addition to providing products that improve health and hygiene, we're working hard to raise awareness, provide training and global forums, and drive high-level dialogues around the world.

At TENA we're continually innovating new products that are increasingly discrete, comfortable, effective, and easy to use, while also reducing our carbon footprint. To make a better mark – for people, and for the planet.



## TENA assortment

<b>TENA Female Liners &amp; Pads</b>	A drier, safer, and more comfortable product than ordinary menstrual towel. The liners and pads give triple protection against leaks, odour, and moisture. The products are body shaped for comfort, protection, and discretion.
<b>TENA Men</b>	TENA Men are discreet and safe protection for men who experience urine leakage. Specially developed for men who want discretion and continue to live an active life.
<b>TENA Pants &amp; Underwear</b>	Close body fit for security and confidence. High performance products that are as easy to put on as underwear. TENA Pants & Underwear are available in a range of absorbency levels and sizes.
<b>TENA Flex</b>	A belted product with added absorbency that allows for easier, more ergonomic changing and with a comfortable, discreet fit. TENA Flex provides anatomically shaped protection with double absorption cores for leakage security.
<b>TENA Comfort TENA Rectangular</b>	The pad is designed to provide incontinence protection for skin health and leakage security. Available in a range of absorbency levels and specially designed to be worn with TENA fixation pants. The products are suitable for all types of incontinence.
<b>TENA Slip</b>	All-in-one incontinence products are designed to provide protection for healthy skin and high leakage security. The products are available in a range of sizes and absorbency levels and are suitable for all types of incontinence.
<b>TENA Fix</b>	A seamless, washable and reusable fixation pant supporting leakage security. Ensures that TENA Comfort and TENA Rectangular pads stay securely in place. Soft and elastic material provides comfort. Can be washed several times without losing shape.
<b>TENA Bed</b>	Provides protection for beds and chairs against accidental urine loss and during hygiene procedures. Dermatologically tested so it is gentle to the skin. Available in a range of sizes and absorbency levels.

## Baby diaper assortment

<b>Libero assortment</b>	<p>The Libero assortment fulfils the demands for premium-brand baby diaper and the diapers have an absorption capacity/function that cover different steps of the baby's diaper needs. The diapers consist of an absorbent core, anti-leakage barrier, fastening system, and a back sheet. The assortment is uni-sex.</p> <p>Libero Newborn, Comfort, UP&amp;GO, Touch, and Sleep Tight are all labelled with the Nordic Swan.</p>
<b>DryKids</b>	DryKids assortment of breathable diapers for children quickly absorb urine and help to keep the child's skin dry and healthy.

This environmental declaration covers the following products		Article number	Dimension (mm)	Weight $\pm 5\%$ (g)
1	TENA Men Prot.Sh. Level 0	750406 750449	178 x 140	6
2	TENA Men Light Level 1	750653 750651 750654	227 x 205	11
3	TENA Men Medium Level 2	750795 750776 750784	268 x 247	18
4	TENA Men Super Level 3	750835 750830 750833	267 x 242	32
5	TENA Men PU L4 Medium	798312 798313 798319	660 x 647	64
6	TENA Men PU L4 Large	798310 798311 798321	752 x 730	68
7	TENA Men Pants Plus/Active Fit M	772509 772512	726 x 680	57
8	TENA Men Pants Plus/Active Fit L	772608 772610	826 x 810	63
9	TENA Comfort Mini Plus	761425	277 x 106	15
10	TENA Comfort Mini Extra	761531	347 x 121	22
11	TENA Comfort Mini Super	761727 761717	430 x 198	39

## The way we work

We assess the environmental impact of our products using a full life cycle approach, beginning with product design, through to manufacturing, transport, use, and disposal.

**RESPONSIBLE SOURCING** involves seeking high-quality raw materials that are safe from both a social and environmental perspective. The company's suppliers adhere to strict demands in Essity's Global Supplier Standard



**RESOURCE EFFICIENT PRODUCTION** is efficient use of resources, and the continuous reduction of energy and waste. Essity's objective is to develop products and services for a sustainable and circular society. The TENA production units are working with the management systems ISO 9001, ISO 14001 and OHSAS 18001.




**SUSTAINABLE SOLUTIONS** are safe and environmentally sound innovations for hygiene products and services, based on customer and consumer insights, enabling us to meet their needs in daily life.



## Environmental performance of our products

The information presented in an environmental product declaration is obtained from a Life Cycle Assessment (LCA), which is a study of the potential environmental impact of a product throughout its life cycle, including production of raw materials and products, use of the product, after use processes, and transports.





## Environmental achievements

The following carbon footprint reductions for different TENA product groups have been achieved by working in a structured way to continually improve performance and efficiency.

Product	Carbon footprint reduction Year 2008 – 2019
TENA Flex	- 18 %
TENA Female Liners & Pads	- 33 %
TENA Men	- 20 %
TENA Pants & Underwear	- 33 %
TENA Slip	- 20 %
TENA Comfort	- 19 %
TENA Bed	- 11 %

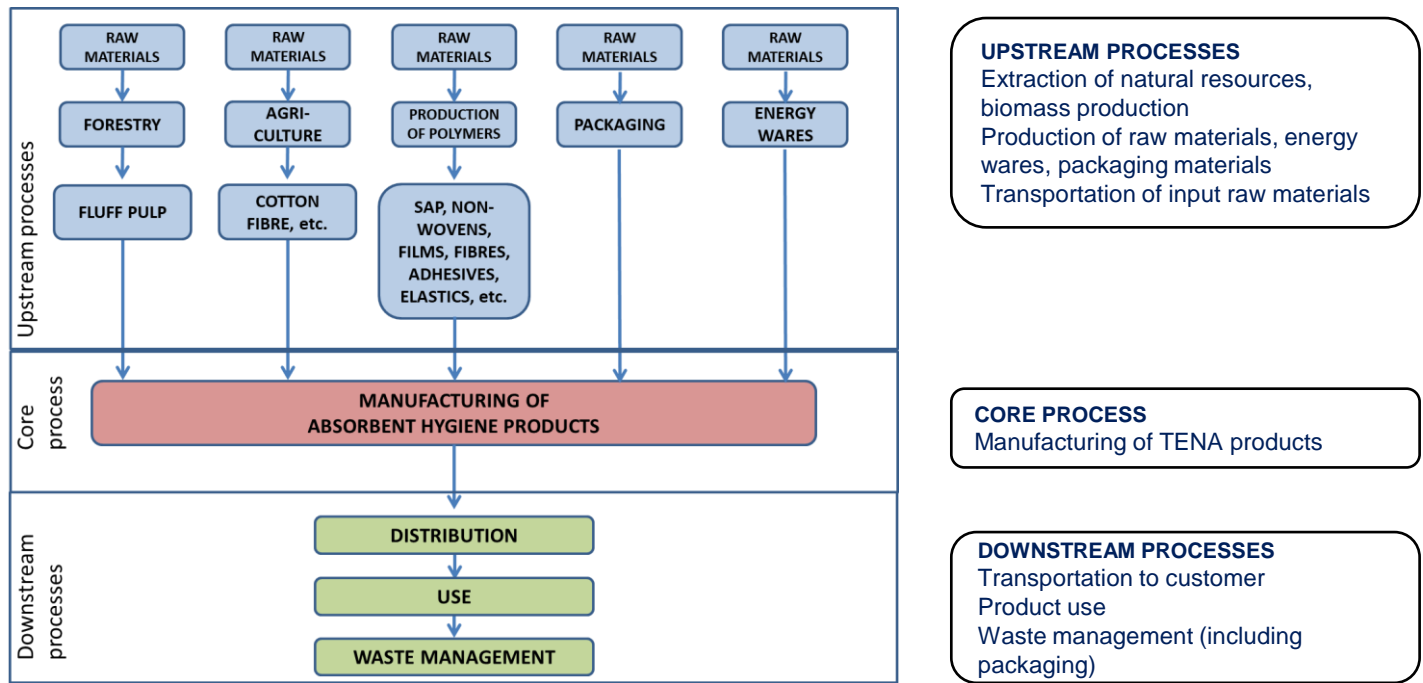
*The LCA is conducted by Essity and verified by IVL, Swedish Environmental Research Institute Ltd, 2019. The carbon footprint reductions in Europe between 2008-2019 for TENA products are based on Life Cycle Assessments.*

## Production of TENA products



TENA products are made using high-quality materials, with strict requirements on product safety. The materials used are cellulose fibers from certified forestry and purpose-specific plastic materials. Production takes place at high-technology facilities with stringent hygienic and product safety standards that guarantee product quality and ensure users' safety and well-being.

# Life cycle of an absorbent hygiene product



## LIFE CYCLE DESCRIPTION

The life cycle of a TENA product starts with the **UPSTREAM PROCESSES**: These include extraction of natural resources for the different raw materials as well as fuel production for both heat and power generation. The production of the raw materials, such as fluff pulp and superabsorbent polymers for the absorbent core, nonwovens for inner lining, and plastic films for the outer shell are part of the upstream processes. Transports of raw materials to the manufacturing

The **CORE PROCESS**, the actual manufacturing of the different TENA products, is a highly efficient converting process where the different materials are put together with high precision, which results in well performing products with an efficient use of resources thanks to innovative design and scientific solutions. The core process also includes handling of production waste.

In the **DOWNSTREAM PROCESSES**, the products are transported to the customer either in the homecare segment or for institutional users. The use phase as such has no environmental impact and gives therefore no contribution to the calculations. The final step is the waste management, also including handling of packaging waste.

The life cycle calculations for TENA products in this EPD are “cradle-to-grave”

## Parameters in the declaration

FUNCTIONAL UNIT	The functional unit is according to PCR 2011:14, one product. In addition, the result is reported for a standard number of products used for one day, which is defined as four products.
CALCULATION OF GLOBAL WARMING POTENTIAL	Both emissions to and removals of CO <sub>2</sub> from the atmosphere, originating from both fossil and biogenic sources, are accounted for with a time interval of 100 years. Removal of carbon dioxide into growing trees and emissions of carbon dioxide corresponding to the content of biogenic carbon in the product is reported as CO <sub>2</sub> removals and biogenic CO <sub>2</sub> emissions, respectively.
WASTE MANAGEMENT SCENARIO	<p>The waste management is calculated based on the sales of TENA products on the EU market, with an average waste handling for EU 27 (EUROSTAT 2019) giving a scenario with 55 % incineration and 45 % landfill.</p> <p>Impacts of incineration process with energy recovery are attributed 50 % to the product and 50 % to the energy recovery process. Benefits and credits of energy recovery are attributed 100 % to energy recovery (outside system boundaries).</p> <p>Biogenic CO<sub>2</sub> associated with waste management, is reported.</p>
REPRESENTATIVE PRODUCT	A representative product is chosen when there are minor variations for the same product, such as technology and packaging. In the EPD, the representation of such different TENA products is done by a representative product, i.e. more than one product can be represented by the same calculation. The representative product always has the highest environmental impact, and hence a conservative approach is taken for the results. However, the variations within the different tiered products is not more than +/- 10 %, which follows the General Programme Instructions.
LIST OF MATERIALS	The materials listed in the composition table are combined into three groups in order to keep a level of confidentiality. A general list of content is also shown. For the life cycle calculations each product's particular specification have been used.
MANUFACTURING SITES	The TENA assortment is produced in the following factories; Falkenberg/Sweden, Gennep/Netherlands, Olawa/Poland, Gemerská Hôrka/Slovakia, Hoogezand/Netherlands, Kartepe/Turkey, Drumondville/Canada. All production sites are certified with management systems for quality, environment and health and safety, ISO 9001, ISO 14001 and OHSAS 18001.
GEOGRAPHICAL SCOPE	This EPD covers TENA products sold in Europe.
VALIDITY OF DATA	The most important raw materials in the products, pulp and SAP, are mainly data from 2016 - 2018. Supplier data for raw materials like film and nonwoven as well as other, minor materials are mainly from 2009-2016. Manufacturing data are from 2019. Article specifications are from 2020, with a few specifications from 2019.
THOUSAND SEPARATOR AND DECIMAL MARK	SI style (French version): 1 234,56; i.e. comma is used as decimal mark. Number of value digits: 3
PACKAGING	The packaging consists of a consumer pack, a polyethylene plastic bag, and transport packaging of corrugated board boxes, i.e. made of renewable fibers. A few articles of TENA Men and TENA Female Pads and Liners have a consumer pack of carton from renewable fibers.



## Additional environmental information



**WOOD PULP:** Essity works with a strict sourcing policy and only use fibers from known sources. The suppliers are expected to continually increase the proportion of certified fibers from recognized certification schemes.

**Certifications:** All fluff pulp suppliers for TENA products are FSC Chain-of-Custody certified and all pulp meet as a minimum the FSC controlled wood standard, in addition to other forest certification schemes that may be applied.

**ECF pulp:** All pulps used for TENA products are produced in Elementary Chlorine Free (ECF) processes.

**PLASTIC MATERIALS:** All the plastic materials used in TENA products for the European market do not intentionally contain lead, hexavalent chrome and related compounds, phthalates, acrylamide, antimony, brominated flame retardants, or organotin compounds, except in form of impurities. The additives used in plastics comply with the EC Regulations No. 1272/2008 and No. 1907/2006 (REACH), and their subsequent amendments.

Lotions, creams and/or deodorant substances are not added to the products. Inks or dyes that may be present are used for functional requirements and not for aesthetic-commercial purposes.

**PACKAGING:** Packaging meets the requirements of Annex F of part IV, Legislative Decree 152/2006. Corrugated board boxes for transport packaging are made of at least 80 % recycled fibers

## Update of TENA EPDs


The TENA EPDs were first published in 2015, and the number of articles for the TENA product groups have increased over the years. All EPDs were valid until October 2020 and are now updated with new calculations for all articles. The new results show in general improved environmental performance of the products. This corresponds well with actual product development for the TENA assortment. There is usually less materials used for updated product specifications, because of new and better product design, and improved materials. Also improved production by suppliers and in TENA manufacturing sites adds to the results presented in the EPDs.

# Environmental Product Declaration Verification & Programme Information

The calculations for the environmental product declaration (EPD) are performed according to ISO 14040 and ISO 14044, ISO 14025.

EPD's within the same product category but from different programmes may not be comparable.



Product category rules (PCR): Absorbent Hygiene Products, 2011:14, version 3.01, UN CPC 32193 General Programme Instructions ver.3.01	
Programme operator: EPD International AB, Box 210 60, SE-100 31 Stockholm, Sweden e-mail: <a href="mailto:info@environdec.com">info@environdec.com</a>	
Product Category Rules review was conducted by: The Technical Committee of the International EPD® System. Chair: Massimo Marino Contact via <a href="mailto:info@environdec.com">info@environdec.com</a>	
Independent verification of the declaration and data, according to ISO 14025:2006: <input type="checkbox"/> EPD process certification <input checked="" type="checkbox"/> EPD verification	
Procedure for follow up of data during EPD validity involves third party verifier: <input type="checkbox"/> Yes <input checked="" type="checkbox"/> No	
<p>Third party verifier: Håkan Stripple at IVL Swedish Environmental Research Institute, P.O. Box 53021, SE-400 14 Gothenburg, Sweden <a href="mailto:Hakan.Stripple@IVL.se">Hakan.Stripple@IVL.se</a></p> <p>Accredited by : Håkan Stripple is an independent individual verifier in the International EPD® System.</p>	
Declaration owner: Essity Hygiene & Health AB SE-405 03 GÖTEBORG <a href="mailto:anna-karin.gunnergren@essity.com">anna-karin.gunnergren@essity.com</a> The EPD owner has the sole ownership, liability, and responsibility for the EPD	

## TENA Men – environmental performance

TENA Men are discreet and safe protection for men who experience urine leakage. Specially developed for men who wants discretion and continue to live an active life.

### Composition for TENA Men (all articles) Specific data is used in all calculations.

Pulp	58-61 %
Polymers	28-32 %
Plastics	9-12 %

### Content declaration

Calcium carbonate (part of assortment)
Cellulose pulp
Colorant (part of assortment)
Glue
Ink (part of assortment)
Polyester
Polyethylene
Polypropylene
Super absorbent
Synthetic elastics (part of assortment)







# 1. TENA Men Prot.Sh Level 0

750406 & 750449

one absorbent product						
Environmental impact category						
Parameter		Unit	Upstream	Core	Downstream	Total
Global warming potential (GWP)	Fossil	kg CO <sub>2</sub> eq.	0,021	0,002	0,006	0,029
	Biogenic	kg CO <sub>2</sub> eq.	-0,004	0,000	0,002	-0,002
	Land use and land transformation	kg CO <sub>2</sub> eq.	0,00001	0,00001	0,00001	0,00004
	Total	kg CO <sub>2</sub> eq.	0,017	0,002	0,008	0,027
Acidification potential (AP)		kg SO <sub>2</sub> eq.	9,04E-05	7,50E-06	3,99E-06	1,02E-04
Eutrophication potential (EP)		kg PO <sub>4</sub> <sup>3</sup> eq.	1,80E-05	8,56E-07	2,60E-06	2,15E-05
Formation potential of tropospheric ozone (POCP)		kg NMVOC eq.	6,05E-05	3,85E-06	2,71E-06	6,71E-05
Abiotic depletion potential - Elements (ADP-elements)		kg Sb eq.	1,34E-08	7,29E-10	7,16E-12	1,41E-08
Abiotic depletion potential - Fossil fuels (ADP-fossil fuels)		MJ, net calorific value	5,33E-01	2,79E-02	1,40E-02	5,75E-01
Water scarcity potential		m <sup>3</sup> eq.	8,99E-01	7,61E-04	7,54E-04	9,01E-01
Land use and land use change (LUC)		m <sup>2</sup> per year	(N/A)	(N/A)	(N/A)	(N/A)
Resources						
Parameter		Unit	Upstream	Core	Downstream	Total
Primary energy resources - Renewable	Used as energy carrier	MJ, net calorific value	1,10E-01	1,61E-02	9,07E-04	1,27E-01
	Used as raw materials	MJ, net calorific value	4,45E-02	(N/A)	(N/A)	4,45E-02
	Total	MJ, net calorific value	1,54E-01	1,61E-02	9,07E-04	1,71E-01
Primary energy resources - Non-renewable	Used as energy carrier	MJ, net calorific value	5,86E-01	3,62E-02	1,45E-02	6,37E-01
	Used as raw materials	MJ, net calorific value	2,29E-01	3,23E-05	4,49E-04	2,29E-01
	Total	MJ, net calorific value	8,14E-01	3,62E-02	1,49E-02	8,66E-01
Secondary material		kg	(N/A)	(N/A)	(N/A)	(N/A)
Renewable secondary fuels		MJ, net calorific value	(N/A)	(N/A)	(N/A)	(N/A)
Non-renewable secondary fuels		MJ, net calorific value	(N/A)	(N/A)	(N/A)	(N/A)
Net use of fresh water		m <sup>3</sup>	7,33E-04	1,76E-04	2,73E-05	9,36E-04
Waste and output flows						
Parameter		Unit	Upstream	Core	Downstream	Total
Hazardous waste disposed		kg	1,96E-07	2,74E-11	6,01E-10	1,97E-07
Non-hazardous waste disposed		kg	3,85E-05	4,23E-05	2,19E-03	2,27E-03
Radioactive waste disposed		kg	2,66E-06	3,27E-06	1,02E-07	6,03E-06
Components for reuse		kg	(N/A)	(N/A)	(N/A)	(N/A)
Material for recycling		kg	(N/A)	(N/A)	(N/A)	(N/A)
Materials for energy recovery		kg	0,00	0,00	3,19E-03	3,19E-03
Exported energy, electricity		MJ	(N/A)	(N/A)	(N/A)	(N/A)
Exported energy, thermal		MJ	(N/A)	(N/A)	(N/A)	(N/A)



# 1. TENA Men Prot.Sh Level 0

750406 & 750449

one day of absorbent product use						
Environmental impact category						
Parameter		Unit	Upstream	Core	Downstream	Total
Global warming potential (GWP)	Fossil	kg CO <sub>2</sub> eq.	0,084	0,009	0,024	0,117
	Biogenic	kg CO <sub>2</sub> eq.	-0,017	0,000	0,008	-0,009
	Land use and land transformation	kg CO <sub>2</sub> eq.	0,00005	0,00005	0,00005	0,00015
	Total	kg CO <sub>2</sub> eq.	0,067	0,009	0,031	0,108
Acidification potential (AP)		kg SO <sub>2</sub> eq.	3,62E-04	3,00E-05	1,60E-05	4,08E-04
Eutrophication potential (EP)		kg PO <sub>4</sub> <sup>3</sup> eq.	7,21E-05	3,43E-06	1,04E-05	8,59E-05
Formation potential of tropospheric ozone (POCP)		kg NMVOC eq.	2,42E-04	1,54E-05	1,08E-05	2,68E-04
Abiotic depletion potential - Elements (ADP-elements)		kg Sb eq.	5,35E-08	2,92E-09	2,86E-11	5,65E-08
Abiotic depletion potential - Fossil fuels (ADP-fossil fuels)		MJ, net calorific value	2,13E+00	1,12E-01	5,61E-02	2,30E+00
Water scarcity potential		m <sup>3</sup> eq.	3,60E+00	3,04E-03	3,02E-03	3,60E+00
Land use and land use change (LUC)		m <sup>2</sup> per year	(N/A)	(N/A)	(N/A)	(N/A)
Resources						
Parameter		Unit	Upstream	Core	Downstream	Total
Primary energy resources - Renewable	Used as energy carrier	MJ, net calorific value	4,39E-01	6,43E-02	3,63E-03	5,07E-01
	Used as raw materials	MJ, net calorific value	1,78E-01	(N/A)	(N/A)	1,78E-01
	Total	MJ, net calorific value	6,17E-01	6,43E-02	3,63E-03	6,85E-01
Primary energy resources - Non-renewable	Used as energy carrier	MJ, net calorific value	2,34E+00	1,45E-01	5,79E-02	2,55E+00
	Used as raw materials	MJ, net calorific value	9,14E-01	1,29E-04	1,79E-03	9,16E-01
	Total	MJ, net calorific value	3,26E+00	1,45E-01	5,97E-02	3,46E+00
Secondary material		kg	(N/A)	(N/A)	(N/A)	(N/A)
Renewable secondary fuels		MJ, net calorific value	(N/A)	(N/A)	(N/A)	(N/A)
Non-renewable secondary fuels		MJ, net calorific value	(N/A)	(N/A)	(N/A)	(N/A)
Net use of fresh water		m <sup>3</sup>	2,93E-03	7,02E-04	1,09E-04	3,74E-03
Waste and output flows						
Parameter		Unit	Upstream	Core	Downstream	Total
Hazardous waste disposed		kg	7,85E-07	1,10E-10	2,40E-09	7,88E-07
Non-hazardous waste disposed		kg	1,54E-04	1,69E-04	8,75E-03	9,08E-03
Radioactive waste disposed		kg	1,06E-05	1,31E-05	4,09E-07	2,41E-05
Components for reuse		kg	(N/A)	(N/A)	(N/A)	(N/A)
Material for recycling		kg	(N/A)	(N/A)	(N/A)	(N/A)
Materials for energy recovery		kg	0,00	0,00	1,28E-02	1,28E-02
Exported energy, electricity		MJ	(N/A)	(N/A)	(N/A)	(N/A)
Exported energy, thermal		MJ	(N/A)	(N/A)	(N/A)	(N/A)

## 2. TENA Men Light Level 1 750653 & 750651 & 750654

one absorbent product						
Environmental impact category						
Parameter		Unit	Upstream	Core	Downstream	Total
Global warming potential (GWP)	Fossil	kg CO <sub>2</sub> eq.	0,023	0,004	0,007	0,034
	Biogenic	kg CO <sub>2</sub> eq.	-0,008	0,000	0,003	-0,005
	Land use and land transformation	kg CO <sub>2</sub> eq.	0,00001	0,00002	0,00002	0,00005
	Total	kg CO <sub>2</sub> eq.	0,015	0,004	0,011	0,029
Acidification potential (AP)		kg SO <sub>2</sub> eq.	1,05E-04	1,21E-05	5,31E-06	1,22E-04
Eutrophication potential (EP)		kg PO <sub>4</sub> <sup>3</sup> eq.	2,29E-05	1,39E-06	3,95E-06	2,83E-05
Formation potential of tropospheric ozone (POCP)		kg NMVOC eq.	7,47E-05	6,24E-06	3,97E-06	8,49E-05
Abiotic depletion potential - Elements (ADP-elements)		kg Sb eq.	2,44E-08	1,18E-09	-3,01E-11	2,56E-08
Abiotic depletion potential - Fossil fuels (ADP-fossil fuels)		MJ, net calorific value	5,44E-01	4,52E-02	1,78E-02	6,07E-01
Water scarcity potential		m <sup>3</sup> eq.	6,39E-01	1,23E-03	9,53E-04	6,41E-01
Land use and land use change (LUC)		m <sup>2</sup> per year	(N/A)	(N/A)	(N/A)	(N/A)
Resources						
Parameter		Unit	Upstream	Core	Downstream	Total
Primary energy resources - Renewable	Used as energy carrier	MJ, net calorific value	1,88E-01	2,60E-02	1,14E-03	2,15E-01
	Used as raw materials	MJ, net calorific value	8,82E-02	(N/A)	(N/A)	8,82E-02
	Total	MJ, net calorific value	2,76E-01	2,60E-02	1,14E-03	3,03E-01
Primary energy resources - Non-renewable	Used as energy carrier	MJ, net calorific value	5,90E-01	5,86E-02	1,84E-02	6,67E-01
	Used as raw materials	MJ, net calorific value	1,87E-01	5,23E-05	7,62E-04	1,88E-01
	Total	MJ, net calorific value	7,77E-01	5,87E-02	1,92E-02	8,55E-01
Secondary material		kg	(N/A)	(N/A)	(N/A)	(N/A)
Renewable secondary fuels		MJ, net calorific value	(N/A)	(N/A)	(N/A)	(N/A)
Non-renewable secondary fuels		MJ, net calorific value	(N/A)	(N/A)	(N/A)	(N/A)
Net use of fresh water		m <sup>3</sup>	1,02E-03	2,84E-04	3,43E-05	1,34E-03
Waste and output flows						
Parameter		Unit	Upstream	Core	Downstream	Total
Hazardous waste disposed		kg	3,52E-07	4,44E-11	7,57E-10	3,53E-07
Non-hazardous waste disposed		kg	6,91E-05	6,84E-05	2,52E-03	2,66E-03
Radioactive waste disposed		kg	4,19E-06	5,29E-06	1,33E-07	9,62E-06
Components for reuse		kg	(N/A)	(N/A)	(N/A)	(N/A)
Material for recycling		kg	(N/A)	(N/A)	(N/A)	(N/A)
Materials for energy recovery		kg	0,00	0,00	5,52E-03	5,52E-03
Exported energy, electricity		MJ	(N/A)	(N/A)	(N/A)	(N/A)
Exported energy, thermal		MJ	(N/A)	(N/A)	(N/A)	(N/A)

## 2. TENA Men Light Level 1 750653 & 750651 & 750654

one day of absorbent product use						
Environmental impact category						
Parameter		Unit	Upstream	Core	Downstream	Total
Global warming potential (GWP)	Fossil	kg CO <sub>2</sub> eq.	0,092	0,014	0,029	0,135
	Biogenic	kg CO <sub>2</sub> eq.	-0,034	0,000	0,013	-0,020
	Land use and land transformation	kg CO <sub>2</sub> eq.	0,00006	0,00009	0,00006	0,00021
	Total	kg CO <sub>2</sub> eq.	0,058	0,014	0,042	0,115
Acidification potential (AP)		kg SO <sub>2</sub> eq.	4,18E-04	4,86E-05	2,12E-05	4,88E-04
Eutrophication potential (EP)		kg PO <sub>4</sub> <sup>3</sup> eq.	9,17E-05	5,55E-06	1,58E-05	1,13E-04
Formation potential of tropospheric ozone (POCP)		kg NMVOC eq.	2,99E-04	2,50E-05	1,59E-05	3,40E-04
Abiotic depletion potential - Elements (ADP-elements)		kg Sb eq.	9,77E-08	4,72E-09	-1,21E-10	1,02E-07
Abiotic depletion potential - Fossil fuels (ADP-fossil fuels)		MJ, net calorific value	2,18E+00	1,81E-01	7,10E-02	2,43E+00
Water scarcity potential		m <sup>3</sup> eq.	2,56E+00	4,93E-03	3,81E-03	2,56E+00
Land use and land use change (LUC)		m <sup>2</sup> per year	(N/A)	(N/A)	(N/A)	(N/A)
Resources						
Parameter		Unit	Upstream	Core	Downstream	Total
Primary energy resources - Renewable	Used as energy carrier	MJ, net calorific value	7,51E-01	1,04E-01	4,54E-03	8,60E-01
	Used as raw materials	MJ, net calorific value	3,53E-01	(N/A)	(N/A)	3,53E-01
	Total	MJ, net calorific value	1,10E+00	1,04E-01	4,54E-03	1,21E+00
Primary energy resources - Non-renewable	Used as energy carrier	MJ, net calorific value	2,36E+00	2,34E-01	7,37E-02	2,67E+00
	Used as raw materials	MJ, net calorific value	7,49E-01	2,09E-04	3,05E-03	7,52E-01
	Total	MJ, net calorific value	3,11E+00	2,35E-01	7,67E-02	3,42E+00
Secondary material		kg	(N/A)	(N/A)	(N/A)	(N/A)
Renewable secondary fuels		MJ, net calorific value	(N/A)	(N/A)	(N/A)	(N/A)
Non-renewable secondary fuels		MJ, net calorific value	(N/A)	(N/A)	(N/A)	(N/A)
Net use of fresh water		m <sup>3</sup>	4,09E-03	1,14E-03	1,37E-04	5,37E-03
Waste and output flows						
Parameter		Unit	Upstream	Core	Downstream	Total
Hazardous waste disposed		kg	1,41E-06	1,78E-10	3,03E-09	1,41E-06
Non-hazardous waste disposed		kg	2,77E-04	2,74E-04	1,01E-02	1,06E-02
Radioactive waste disposed		kg	1,68E-05	2,12E-05	5,31E-07	3,85E-05
Components for reuse		kg	(N/A)	(N/A)	(N/A)	(N/A)
Material for recycling		kg	(N/A)	(N/A)	(N/A)	(N/A)
Materials for energy recovery		kg	0,00	0,00	2,21E-02	2,21E-02
Exported energy, electricity		MJ	(N/A)	(N/A)	(N/A)	(N/A)
Exported energy, thermal		MJ	(N/A)	(N/A)	(N/A)	(N/A)

### 3. TENA Men Med Level 2 750795 & 750776 & 750784

one absorbent product						
Environmental impact category						
Parameter		Unit	Upstream	Core	Downstream	Total
Global warming potential (GWP)	Fossil	kg CO <sub>2</sub> eq.	0,036	0,006	0,011	0,053
	Biogenic	kg CO <sub>2</sub> eq.	-0,014	0,000	0,005	-0,009
	Land use and land transformation	kg CO <sub>2</sub> eq.	0,00002	0,00003	0,00002	0,00008
	Total	kg CO <sub>2</sub> eq.	0,022	0,006	0,017	0,044
Acidification potential (AP)		kg SO <sub>2</sub> eq.	1,62E-04	1,94E-05	8,46E-06	1,90E-04
Eutrophication potential (EP)		kg PO <sub>4</sub> <sup>3</sup> eq.	3,69E-05	2,21E-06	6,20E-06	4,53E-05
Formation potential of tropospheric ozone (POCP)		kg NMVOC eq.	1,18E-04	9,96E-06	6,25E-06	1,34E-04
Abiotic depletion potential - Elements (ADP-elements)		kg Sb eq.	4,10E-08	1,88E-09	4,21E-12	4,29E-08
Abiotic depletion potential - Fossil fuels (ADP-fossil fuels)		MJ, net calorific value	8,34E-01	7,21E-02	2,84E-02	9,34E-01
Water scarcity potential		m <sup>3</sup> eq.	9,45E-01	1,97E-03	1,55E-03	9,48E-01
Land use and land use change (LUC)		m <sup>2</sup> per year	(N/A)	(N/A)	(N/A)	(N/A)
Resources						
Parameter		Unit	Upstream	Core	Downstream	Total
Primary energy resources - Renewable	Used as energy carrier	MJ, net calorific value	3,01E-01	4,16E-02	1,82E-03	3,45E-01
	Used as raw materials	MJ, net calorific value	1,43E-01	(N/A)	(N/A)	1,43E-01
	Total	MJ, net calorific value	4,44E-01	4,16E-02	1,82E-03	4,87E-01
Primary energy resources - Non-renewable	Used as energy carrier	MJ, net calorific value	9,03E-01	9,35E-02	2,94E-02	1,03E+00
	Used as raw materials	MJ, net calorific value	2,59E-01	8,35E-05	1,18E-03	2,60E-01
	Total	MJ, net calorific value	1,16E+00	9,36E-02	3,06E-02	1,29E+00
Secondary material		kg	(N/A)	(N/A)	(N/A)	(N/A)
Renewable secondary fuels		MJ, net calorific value	(N/A)	(N/A)	(N/A)	(N/A)
Non-renewable secondary fuels		MJ, net calorific value	(N/A)	(N/A)	(N/A)	(N/A)
Net use of fresh water		m <sup>3</sup>	1,64E-03	4,54E-04	5,59E-05	2,15E-03
Waste and output flows						
Parameter		Unit	Upstream	Core	Downstream	Total
Hazardous waste disposed		kg	4,96E-07	7,09E-11	1,21E-09	4,97E-07
Non-hazardous waste disposed		kg	1,13E-04	1,09E-04	4,17E-03	4,39E-03
Radioactive waste disposed		kg	6,71E-06	8,44E-06	2,14E-07	1,54E-05
Components for reuse		kg	(N/A)	(N/A)	(N/A)	(N/A)
Material for recycling		kg	(N/A)	(N/A)	(N/A)	(N/A)
Materials for energy recovery		kg	0,00	0,00	9,03E-03	9,03E-03
Exported energy, electricity		MJ	(N/A)	(N/A)	(N/A)	(N/A)
Exported energy, thermal		MJ	(N/A)	(N/A)	(N/A)	(N/A)

### 3. TENA Men Med Level 2 750795 & 750776 & 750784

one day of absorbent product use						
Environmental impact category						
Parameter		Unit	Upstream	Core	Downstream	Total
Global warming potential (GWP)	Fossil	kg CO <sub>2</sub> eq.	0,143	0,023	0,045	0,211
	Biogenic	kg CO <sub>2</sub> eq.	-0,055	0,000	0,021	-0,034
	Land use and land transformation	kg CO <sub>2</sub> eq.	0,00009	0,00014	0,00010	0,00033
	Total	kg CO <sub>2</sub> eq.	0,088	0,023	0,066	0,177
Acidification potential (AP)		kg SO <sub>2</sub> eq.	6,47E-04	7,75E-05	3,38E-05	7,59E-04
Eutrophication potential (EP)		kg PO <sub>4</sub> <sup>3</sup> eq.	1,48E-04	8,85E-06	2,48E-05	1,81E-04
Formation potential of tropospheric ozone (POCP)		kg NMVOC eq.	4,72E-04	3,98E-05	2,50E-05	5,37E-04
Abiotic depletion potential - Elements (ADP-elements)		kg Sb eq.	1,64E-07	7,53E-09	1,68E-11	1,71E-07
Abiotic depletion potential - Fossil fuels (ADP-fossil fuels)		MJ, net calorific value	3,33E+00	2,89E-01	1,14E-01	3,74E+00
Water scarcity potential		m <sup>3</sup> eq.	3,78E+00	7,86E-03	6,21E-03	3,79E+00
Land use and land use change (LUC)		m <sup>2</sup> per year	(N/A)	(N/A)	(N/A)	(N/A)
Resources						
Parameter		Unit	Upstream	Core	Downstream	Total
Primary energy resources - Renewable	Used as energy carrier	MJ, net calorific value	1,20E+00	1,66E-01	7,30E-03	1,38E+00
	Used as raw materials	MJ, net calorific value	5,70E-01	(N/A)	(N/A)	5,70E-01
	Total	MJ, net calorific value	1,77E+00	1,66E-01	7,30E-03	1,95E+00
Primary energy resources - Non-renewable	Used as energy carrier	MJ, net calorific value	3,61E+00	3,74E-01	1,18E-01	4,11E+00
	Used as raw materials	MJ, net calorific value	1,04E+00	3,34E-04	4,72E-03	1,04E+00
	Total	MJ, net calorific value	4,65E+00	3,74E-01	1,22E-01	5,15E+00
Secondary material		kg	(N/A)	(N/A)	(N/A)	(N/A)
Renewable secondary fuels		MJ, net calorific value	(N/A)	(N/A)	(N/A)	(N/A)
Non-renewable secondary fuels		MJ, net calorific value	(N/A)	(N/A)	(N/A)	(N/A)
Net use of fresh water		m <sup>3</sup>	6,57E-03	1,81E-03	2,23E-04	8,61E-03
Waste and output flows						
Parameter		Unit	Upstream	Core	Downstream	Total
Hazardous waste disposed		kg	1,98E-06	2,84E-10	4,82E-09	1,99E-06
Non-hazardous waste disposed		kg	4,50E-04	4,37E-04	1,67E-02	1,76E-02
Radioactive waste disposed		kg	2,68E-05	3,38E-05	8,55E-07	6,15E-05
Components for reuse		kg	(N/A)	(N/A)	(N/A)	(N/A)
Material for recycling		kg	(N/A)	(N/A)	(N/A)	(N/A)
Materials for energy recovery		kg	0,00	0,00	3,61E-02	3,61E-02
Exported energy, electricity		MJ	(N/A)	(N/A)	(N/A)	(N/A)
Exported energy, thermal		MJ	(N/A)	(N/A)	(N/A)	(N/A)



## 4. TENA Men Super Level 3 750835 & 750830 & 750833

one absorbent product						
Environmental impact category						
Parameter		Unit	Upstream	Core	Downstream	Total
Global warming potential (GWP)	Fossil	kg CO <sub>2</sub> eq.	0,053	0,010	0,019	0,083
	Biogenic	kg CO <sub>2</sub> eq.	-0,031	0,000	0,011	-0,020
	Land use and land transformation	kg CO <sub>2</sub> eq.	0,00004	0,00006	0,00004	0,00014
	Total	kg CO <sub>2</sub> eq.	0,022	0,010	0,030	0,063
Acidification potential (AP)		kg SO <sub>2</sub> eq.	2,65E-04	3,38E-05	1,46E-05	3,14E-04
Eutrophication potential (EP)		kg PO <sub>4</sub> <sup>3-</sup> eq.	6,31E-05	3,87E-06	1,21E-05	7,90E-05
Formation potential of tropospheric ozone (POCP)		kg NMVOC eq.	1,94E-04	1,74E-05	1,17E-05	2,23E-04
Abiotic depletion potential - Elements (ADP-elements)		kg Sb eq.	6,53E-08	3,29E-09	2,14E-10	6,88E-08
Abiotic depletion potential - Fossil fuels (ADP-fossil fuels)		MJ, net calorific value	1,16E+00	1,26E-01	4,74E-02	1,34E+00
Water scarcity potential		m <sup>3</sup> eq.	1,41E+00	3,43E-03	2,43E-03	1,41E+00
Land use and land use change (LUC)		m <sup>2</sup> per year	(N/A)	(N/A)	(N/A)	(N/A)
Resources						
Parameter		Unit	Upstream	Core	Downstream	Total
Primary energy resources - Renewable	Used as energy carrier	MJ, net calorific value	6,47E-01	7,26E-02	3,03E-03	7,23E-01
	Used as raw materials	MJ, net calorific value	3,21E-01	(N/A)	(N/A)	3,21E-01
	Total	MJ, net calorific value	9,69E-01	7,26E-02	3,03E-03	1,04E+00
Primary energy resources - Non-renewable	Used as energy carrier	MJ, net calorific value	1,26E+00	1,63E-01	4,93E-02	1,48E+00
	Used as raw materials	MJ, net calorific value	2,99E-01	1,46E-04	2,50E-03	3,02E-01
	Total	MJ, net calorific value	1,56E+00	1,64E-01	5,18E-02	1,78E+00
Secondary material		kg	(N/A)	(N/A)	(N/A)	(N/A)
Renewable secondary fuels		MJ, net calorific value	(N/A)	(N/A)	(N/A)	(N/A)
Non-renewable secondary fuels		MJ, net calorific value	(N/A)	(N/A)	(N/A)	(N/A)
Net use of fresh water		m <sup>3</sup>	2,57E-03	7,92E-04	8,78E-05	3,45E-03
Waste and output flows						
Parameter		Unit	Upstream	Core	Downstream	Total
Hazardous waste disposed		kg	5,08E-07	1,24E-10	2,04E-09	5,10E-07
Non-hazardous waste disposed		kg	2,09E-04	1,91E-04	5,71E-03	6,11E-03
Radioactive waste disposed		kg	1,06E-05	1,47E-05	3,48E-07	2,56E-05
Components for reuse		kg	(N/A)	(N/A)	(N/A)	(N/A)
Material for recycling		kg	(N/A)	(N/A)	(N/A)	(N/A)
Materials for energy recovery		kg	0,00	0,00	1,62E-02	1,62E-02
Exported energy, electricity		MJ	(N/A)	(N/A)	(N/A)	(N/A)
Exported energy, thermal		MJ	(N/A)	(N/A)	(N/A)	(N/A)

## 4. TENA Men Super Level 3 750835 & 750830 & 750833

one day of absorbent product use						
Environmental impact category						
Parameter		Unit	Upstream	Core	Downstream	Total
Global warming potential (GWP)	Fossil	kg CO <sub>2</sub> eq.	0,213	0,040	0,077	0,330
	Biogenic	kg CO <sub>2</sub> eq.	-0,124	0,000	0,044	-0,080
	Land use and land transformation	kg CO <sub>2</sub> eq.	0,00015	0,00024	0,00017	0,00057
	Total	kg CO <sub>2</sub> eq.	0,089	0,040	0,121	0,251
Acidification potential (AP)		kg SO <sub>2</sub> eq.	1,06E-03	1,35E-04	5,83E-05	1,26E-03
Eutrophication potential (EP)		kg PO <sub>4</sub> <sup>3</sup> eq.	2,52E-04	1,55E-05	4,83E-05	3,16E-04
Formation potential of tropospheric ozone (POCP)		kg NMVOC eq.	7,77E-04	6,96E-05	4,69E-05	8,93E-04
Abiotic depletion potential - Elements (ADP-elements)		kg Sb eq.	2,61E-07	1,32E-08	8,57E-10	2,75E-07
Abiotic depletion potential - Fossil fuels (ADP-fossil fuels)		MJ, net calorific value	4,65E+00	5,04E-01	1,90E-01	5,35E+00
Water scarcity potential		m <sup>3</sup> eq.	5,63E+00	1,37E-02	9,74E-03	5,65E+00
Land use and land use change (LUC)		m <sup>2</sup> per year	(N/A)	(N/A)	(N/A)	(N/A)
Resources						
Parameter		Unit	Upstream	Core	Downstream	Total
Primary energy resources - Renewable	Used as energy carrier	MJ, net calorific value	2,59E+00	2,90E-01	1,21E-02	2,89E+00
	Used as raw materials	MJ, net calorific value	1,29E+00	(N/A)	(N/A)	1,29E+00
	Total	MJ, net calorific value	3,87E+00	2,90E-01	1,21E-02	4,18E+00
Primary energy resources - Non-renewable	Used as energy carrier	MJ, net calorific value	5,05E+00	6,53E-01	1,97E-01	5,90E+00
	Used as raw materials	MJ, net calorific value	1,20E+00	5,83E-04	1,00E-02	1,21E+00
	Total	MJ, net calorific value	6,25E+00	6,54E-01	2,07E-01	7,11E+00
Secondary material		kg	(N/A)	(N/A)	(N/A)	(N/A)
Renewable secondary fuels		MJ, net calorific value	(N/A)	(N/A)	(N/A)	(N/A)
Non-renewable secondary fuels		MJ, net calorific value	(N/A)	(N/A)	(N/A)	(N/A)
Net use of fresh water		m <sup>3</sup>	1,03E-02	3,17E-03	3,51E-04	1,38E-02
Waste and output flows						
Parameter		Unit	Upstream	Core	Downstream	Total
Hazardous waste disposed		kg	2,03E-06	4,96E-10	8,17E-09	2,04E-06
Non-hazardous waste disposed		kg	8,36E-04	7,63E-04	2,29E-02	2,45E-02
Radioactive waste disposed		kg	4,22E-05	5,90E-05	1,39E-06	1,03E-04
Components for reuse		kg	(N/A)	(N/A)	(N/A)	(N/A)
Material for recycling		kg	(N/A)	(N/A)	(N/A)	(N/A)
Materials for energy recovery		kg	0,00	0,00	6,49E-02	6,49E-02
Exported energy, electricity		MJ	(N/A)	(N/A)	(N/A)	(N/A)
Exported energy, thermal		MJ	(N/A)	(N/A)	(N/A)	(N/A)

## 5. TENA Men PU L4 Medium 798312, 798313 & 798319

One absorbent product						
Environmental impact category						
Parameter		Unit	Upstream	Core	Downstream	Total
Global warming potential (GWP)	Fossil	kg CO <sub>2</sub> eq.	0,133	0,021	0,044	0,198
	Biogenic	kg CO <sub>2</sub> eq.	-0,045	0,000	0,016	-0,028
	Land use and land transformation	kg CO <sub>2</sub> eq.	0,00008	0,00013	0,00008	0,00029
	Total	kg CO <sub>2</sub> eq.	0,089	0,021	0,060	0,170
Acidification potential (AP)		kg SO <sub>2</sub> eq.	5,76E-04	7,02E-05	2,93E-05	6,75E-04
Eutrophication potential (EP)		kg PO <sub>4</sub> <sup>3</sup> eq.	1,29E-04	8,02E-06	2,07E-05	1,58E-04
Formation potential of tropospheric ozone (POCP)		kg NMVOC eq.	4,15E-04	3,61E-05	2,11E-05	4,73E-04
Abiotic depletion potential - Elements (ADP-elements)		kg Sb eq.	1,50E-07	6,83E-09	5,08E-10	1,58E-07
Abiotic depletion potential - Fossil fuels (ADP-fossil fuels)		MJ, net calorific value	3,07E+00	2,62E-01	1,00E-01	3,44E+00
Water scarcity potential		m <sup>3</sup> eq.	3,37E+00	7,13E-03	6,08E-03	3,38E+00
Land use and land use change (LUC)		m <sup>2</sup> per year	(N/A)	(N/A)	(N/A)	(N/A)
Resources						
Parameter		Unit	Upstream	Core	Downstream	Total
Primary energy resources - Renewable	Used as energy carrier	MJ, net calorific value	1,01E+00	1,51E-01	6,58E-03	1,16E+00
	Used as raw materials	MJ, net calorific value	4,67E-01	(N/A)	(N/A)	4,67E-01
	Total	MJ, net calorific value	1,47E+00	1,51E-01	6,58E-03	1,63E+00
Primary energy resources - Non-renewable	Used as energy carrier	MJ, net calorific value	3,32E+00	3,39E-01	1,04E-01	3,76E+00
	Used as raw materials	MJ, net calorific value	1,01E+00	3,03E-04	3,71E-03	1,01E+00
	Total	MJ, net calorific value	4,33E+00	3,39E-01	1,07E-01	4,77E+00
Secondary material		kg	(N/A)	(N/A)	(N/A)	(N/A)
Renewable secondary fuels		MJ, net calorific value	(N/A)	(N/A)	(N/A)	(N/A)
Non-renewable secondary fuels		MJ, net calorific value	(N/A)	(N/A)	(N/A)	(N/A)
Net use of fresh water		m <sup>3</sup>	5,85E-03	1,64E-03	2,18E-04	7,71E-03
Waste and output flows						
Parameter		Unit	Upstream	Core	Downstream	Total
Hazardous waste disposed		kg	6,52E-07	2,57E-10	4,11E-09	6,56E-07
Non-hazardous waste disposed		kg	4,21E-04	3,96E-04	1,75E-02	1,83E-02
Radioactive waste disposed		kg	2,81E-05	3,06E-05	8,05E-07	5,96E-05
Components for reuse		kg	(N/A)	(N/A)	(N/A)	(N/A)
Material for recycling		kg	(N/A)	(N/A)	(N/A)	(N/A)
Materials for energy recovery		kg	0,00	0,00	3,30E-02	3,30E-02
Exported energy, electricity		MJ	(N/A)	(N/A)	(N/A)	(N/A)
Exported energy, thermal		MJ	(N/A)	(N/A)	(N/A)	(N/A)

## 5. TENA Men PU L4 Medium 798312, 798313 & 798319

one day of absorbent product use						
Environmental impact category						
Parameter		Unit	Upstream	Core	Downstream	Total
Global warming potential (GWP)	Fossil	kg CO <sub>2</sub> eq.	0,533	0,083	0,175	0,791
	Biogenic	kg CO <sub>2</sub> eq.	-0,178	0,000	0,065	-0,114
	Land use and land transformation	kg CO <sub>2</sub> eq.	0,00032	0,00051	0,00034	0,00117
	Total	kg CO <sub>2</sub> eq.	0,355	0,084	0,240	0,679
Acidification potential (AP)		kg SO <sub>2</sub> eq.	2,30E-03	2,81E-04	1,17E-04	2,70E-03
Eutrophication potential (EP)		kg PO <sub>4</sub> <sup>3</sup> eq.	5,17E-04	3,21E-05	8,27E-05	6,32E-04
Formation potential of tropospheric ozone (POCP)		kg NMVOC eq.	1,66E-03	1,44E-04	8,45E-05	1,89E-03
Abiotic depletion potential - Elements (ADP-elements)		kg Sb eq.	6,01E-07	2,73E-08	2,03E-09	6,30E-07
Abiotic depletion potential - Fossil fuels (ADP-fossil fuels)		MJ, net calorific value	1,23E+01	1,05E+00	4,00E-01	1,37E+01
Water scarcity potential		m <sup>3</sup> eq.	1,35E+01	2,85E-02	2,43E-02	1,35E+01
Land use and land use change (LUC)		m <sup>2</sup> per year	(N/A)	(N/A)	(N/A)	(N/A)
Resources						
Parameter		Unit	Upstream	Core	Downstream	Total
Primary energy resources - Renewable	Used as energy carrier	MJ, net calorific value	4,03E+00	6,03E-01	2,63E-02	4,65E+00
	Used as raw materials	MJ, net calorific value	1,87E+00	(N/A)	(N/A)	1,87E+00
	Total	MJ, net calorific value	5,89E+00	6,03E-01	2,63E-02	6,52E+00
Primary energy resources - Non-renewable	Used as energy carrier	MJ, net calorific value	1,33E+01	1,36E+00	4,15E-01	1,50E+01
	Used as raw materials	MJ, net calorific value	4,04E+00	1,21E-03	1,49E-02	4,05E+00
	Total	MJ, net calorific value	1,73E+01	1,36E+00	4,29E-01	1,91E+01
Secondary material		kg	(N/A)	(N/A)	(N/A)	(N/A)
Renewable secondary fuels		MJ, net calorific value	(N/A)	(N/A)	(N/A)	(N/A)
Non-renewable secondary fuels		MJ, net calorific value	(N/A)	(N/A)	(N/A)	(N/A)
Net use of fresh water		m <sup>3</sup>	2,34E-02	6,58E-03	8,73E-04	3,08E-02
Waste and output flows						
Parameter		Unit	Upstream	Core	Downstream	Total
Hazardous waste disposed		kg	2,61E-06	1,03E-09	1,65E-08	2,62E-06
Non-hazardous waste disposed		kg	1,68E-03	1,58E-03	7,00E-02	7,33E-02
Radioactive waste disposed		kg	1,13E-04	1,22E-04	3,22E-06	2,38E-04
Components for reuse		kg	(N/A)	(N/A)	(N/A)	(N/A)
Material for recycling		kg	(N/A)	(N/A)	(N/A)	(N/A)
Materials for energy recovery		kg	0,00	0,00	1,32E-01	1,32E-01
Exported energy, electricity		MJ	(N/A)	(N/A)	(N/A)	(N/A)
Exported energy, thermal		MJ	(N/A)	(N/A)	(N/A)	(N/A)

## 6. TENA Men PU L4 Large 798310, 798311 & 798321

One absorbent product						
Environmental impact category						
Parameter		Unit	Upstream	Core	Downstream	Total
Global warming potential (GWP)	Fossil	kg CO <sub>2</sub> eq.	0,151	0,022	0,048	0,221
	Biogenic	kg CO <sub>2</sub> eq.	-0,044	0,000	0,017	-0,028
	Land use and land transformation	kg CO <sub>2</sub> eq.	0,00009	0,00014	0,00009	0,00032
	Total	kg CO <sub>2</sub> eq.	0,106	0,023	0,065	0,194
Acidification potential (AP)		kg SO <sub>2</sub> eq.	6,41E-04	7,55E-05	3,16E-05	7,49E-04
Eutrophication potential (EP)		kg PO <sub>4</sub> <sup>3</sup> eq.	1,40E-04	8,62E-06	2,18E-05	1,71E-04
Formation potential of tropospheric ozone (POCP)		kg NMVOC eq.	4,55E-04	3,88E-05	2,24E-05	5,16E-04
Abiotic depletion potential - Elements (ADP-elements)		kg Sb eq.	1,65E-07	7,34E-09	5,06E-10	1,73E-07
Abiotic depletion potential - Fossil fuels (ADP-fossil fuels)		MJ, net calorific value	3,51E+00	2,81E-01	1,09E-01	3,90E+00
Water scarcity potential		m <sup>3</sup> eq.	3,88E+00	7,66E-03	6,68E-03	3,89E+00
Land use and land use change (LUC)		m <sup>2</sup> per year	(N/A)	(N/A)	(N/A)	(N/A)
Resources						
Parameter		Unit	Upstream	Core	Downstream	Total
Primary energy resources - Renewable	Used as energy carrier	MJ, net calorific value	1,03E+00	1,62E-01	7,18E-03	1,20E+00
	Used as raw materials	MJ, net calorific value	4,67E-01	(N/A)	(N/A)	4,67E-01
	Total	MJ, net calorific value	1,49E+00	1,62E-01	7,18E-03	1,66E+00
Primary energy resources - Non-renewable	Used as energy carrier	MJ, net calorific value	3,79E+00	3,64E-01	1,13E-01	4,27E+00
	Used as raw materials	MJ, net calorific value	1,25E+00	3,25E-04	3,81E-03	1,25E+00
	Total	MJ, net calorific value	5,04E+00	3,65E-01	1,17E-01	5,52E+00
Secondary material		kg	(N/A)	(N/A)	(N/A)	(N/A)
Renewable secondary fuels		MJ, net calorific value	(N/A)	(N/A)	(N/A)	(N/A)
Non-renewable secondary fuels		MJ, net calorific value	(N/A)	(N/A)	(N/A)	(N/A)
Net use of fresh water		m <sup>3</sup>	6,46E-03	1,77E-03	2,40E-04	8,47E-03
Waste and output flows						
Parameter		Unit	Upstream	Core	Downstream	Total
Hazardous waste disposed		kg	7,45E-07	2,76E-10	4,47E-09	7,50E-07
Non-hazardous waste disposed		kg	4,35E-04	4,25E-04	1,96E-02	2,05E-02
Radioactive waste disposed		kg	3,13E-05	3,29E-05	8,79E-07	6,51E-05
Components for reuse		kg	(N/A)	(N/A)	(N/A)	(N/A)
Material for recycling		kg	(N/A)	(N/A)	(N/A)	(N/A)
Materials for energy recovery		kg	0,00	0,00	3,48E-02	3,48E-02
Exported energy, electricity		MJ	(N/A)	(N/A)	(N/A)	(N/A)
Exported energy, thermal		MJ	(N/A)	(N/A)	(N/A)	(N/A)



## 6. TENA Men PU L4 Large 798310, 798311 & 798321

one day of absorbent product use						
Environmental impact category						
Parameter		Unit	Upstream	Core	Downstream	Total
Global warming potential (GWP)	Fossil	kg CO <sub>2</sub> eq.	0,602	0,090	0,193	0,885
	Biogenic	kg CO <sub>2</sub> eq.	-0,178	0,000	0,066	-0,112
	Land use and land transformation	kg CO <sub>2</sub> eq.	0,00035	0,00054	0,00037	0,00126
	Total	kg CO <sub>2</sub> eq.	0,425	0,090	0,260	0,775
Acidification potential (AP)		kg SO <sub>2</sub> eq.	2,57E-03	3,02E-04	1,27E-04	2,99E-03
Eutrophication potential (EP)		kg PO <sub>4</sub> <sup>3</sup> eq.	5,61E-04	3,45E-05	8,71E-05	6,83E-04
Formation potential of tropospheric ozone (POCP)		kg NMVOC eq.	1,82E-03	1,55E-04	8,97E-05	2,06E-03
Abiotic depletion potential - Elements (ADP-elements)		kg Sb eq.	6,62E-07	2,94E-08	2,02E-09	6,93E-07
Abiotic depletion potential - Fossil fuels (ADP-fossil fuels)		MJ, net calorific value	1,40E+01	1,12E+00	4,36E-01	1,56E+01
Water scarcity potential		m <sup>3</sup> eq.	1,55E+01	3,06E-02	2,67E-02	1,56E+01
Land use and land use change (LUC)		m <sup>2</sup> per year	(N/A)	(N/A)	(N/A)	(N/A)
Resources						
Parameter		Unit	Upstream	Core	Downstream	Total
Primary energy resources - Renewable	Used as energy carrier	MJ, net calorific value	4,11E+00	6,48E-01	2,87E-02	4,79E+00
	Used as raw materials	MJ, net calorific value	1,87E+00	(N/A)	(N/A)	1,87E+00
	Total	MJ, net calorific value	5,98E+00	6,48E-01	2,87E-02	6,65E+00
Primary energy resources - Non-renewable	Used as energy carrier	MJ, net calorific value	1,52E+01	1,46E+00	4,51E-01	1,71E+01
	Used as raw materials	MJ, net calorific value	4,99E+00	1,30E-03	1,52E-02	5,00E+00
	Total	MJ, net calorific value	2,01E+01	1,46E+00	4,67E-01	2,21E+01
Secondary material		kg	(N/A)	(N/A)	(N/A)	(N/A)
Renewable secondary fuels		MJ, net calorific value	(N/A)	(N/A)	(N/A)	(N/A)
Non-renewable secondary fuels		MJ, net calorific value	(N/A)	(N/A)	(N/A)	(N/A)
Net use of fresh water		m <sup>3</sup>	2,58E-02	7,07E-03	9,59E-04	3,39E-02
Waste and output flows						
Parameter		Unit	Upstream	Core	Downstream	Total
Hazardous waste disposed		kg	2,98E-06	1,11E-09	1,79E-08	3,00E-06
Non-hazardous waste disposed		kg	1,74E-03	1,70E-03	7,84E-02	8,18E-02
Radioactive waste disposed		kg	1,25E-04	1,32E-04	3,52E-06	2,60E-04
Components for reuse		kg	(N/A)	(N/A)	(N/A)	(N/A)
Material for recycling		kg	(N/A)	(N/A)	(N/A)	(N/A)
Materials for energy recovery		kg	0,00	0,00	1,39E-01	1,39E-01
Exported energy, electricity		MJ	(N/A)	(N/A)	(N/A)	(N/A)
Exported energy, thermal		MJ	(N/A)	(N/A)	(N/A)	(N/A)

## 7. TENA Men Pants Plus/Act.Fit M 772509 & 772512

One absorbent product						
Environmental impact category						
Parameter		Unit	Upstream	Core	Downstream	Total
Global warming potential (GWP)	Fossil	kg CO <sub>2</sub> eq.	0,126	0,018	0,041	0,185
	Biogenic	kg CO <sub>2</sub> eq.	-0,030	0,000	0,011	-0,019
	Land use and land transformation	kg CO <sub>2</sub> eq.	0,00007	0,00011	0,00007	0,00026
	Total	kg CO <sub>2</sub> eq.	0,097	0,018	0,052	0,166
Acidification potential (AP)		kg SO <sub>2</sub> eq.	5,16E-04	6,01E-05	2,54E-05	6,02E-04
Eutrophication potential (EP)		kg PO <sub>4</sub> <sup>3</sup> eq.	1,08E-04	6,86E-06	1,58E-05	1,30E-04
Formation potential of tropospheric ozone (POCP)		kg NMVOC eq.	3,67E-04	3,09E-05	1,70E-05	4,14E-04
Abiotic depletion potential - Elements (ADP-elements)		kg Sb eq.	1,02E-07	5,84E-09	-2,50E-10	1,08E-07
Abiotic depletion potential - Fossil fuels (ADP-fossil fuels)		MJ, net calorific value	3,11E+00	2,24E-01	8,99E-02	3,43E+00
Water scarcity potential		m <sup>3</sup> eq.	3,50E+00	6,09E-03	5,68E-03	3,51E+00
Land use and land use change (LUC)		m <sup>2</sup> per year	(N/A)	(N/A)	(N/A)	(N/A)
Resources						
Parameter		Unit	Upstream	Core	Downstream	Total
Primary energy resources - Renewable	Used as energy carrier	MJ, net calorific value	7,34E-01	1,29E-01	5,92E-03	8,69E-01
	Used as raw materials	MJ, net calorific value	3,13E-01	(N/A)	(N/A)	3,13E-01
	Total	MJ, net calorific value	1,05E+00	1,29E-01	5,92E-03	1,18E+00
Primary energy resources - Non-renewable	Used as energy carrier	MJ, net calorific value	3,35E+00	2,90E-01	9,28E-02	3,73E+00
	Used as raw materials	MJ, net calorific value	1,21E+00	2,59E-04	2,48E-03	1,21E+00
	Total	MJ, net calorific value	4,55E+00	2,90E-01	9,53E-02	4,94E+00
Secondary material		kg	(N/A)	(N/A)	(N/A)	(N/A)
Renewable secondary fuels		MJ, net calorific value	(N/A)	(N/A)	(N/A)	(N/A)
Non-renewable secondary fuels		MJ, net calorific value	(N/A)	(N/A)	(N/A)	(N/A)
Net use of fresh water		m <sup>3</sup>	4,90E-03	1,41E-03	2,04E-04	6,51E-03
Waste and output flows						
Parameter		Unit	Upstream	Core	Downstream	Total
Hazardous waste disposed		kg	1,29E-06	2,20E-10	3,64E-09	1,29E-06
Non-hazardous waste disposed		kg	3,60E-04	3,38E-04	1,77E-02	1,84E-02
Radioactive waste disposed		kg	2,61E-05	2,62E-05	7,39E-07	5,30E-05
Components for reuse		kg	(N/A)	(N/A)	(N/A)	(N/A)
Material for recycling		kg	(N/A)	(N/A)	(N/A)	(N/A)
Materials for energy recovery		kg	0,00	0,00	2,93E-02	2,93E-02
Exported energy, electricity		MJ	(N/A)	(N/A)	(N/A)	(N/A)
Exported energy, thermal		MJ	(N/A)	(N/A)	(N/A)	(N/A)

## 7. TENA Men Pants Plus/Act.Fit M 772509 & 772512

one day of absorbent product use						
Environmental impact category						
Parameter		Unit	Upstream	Core	Downstream	Total
Global warming potential (GWP)	Fossil	kg CO <sub>2</sub> eq.	0,505	0,071	0,163	0,740
	Biogenic	kg CO <sub>2</sub> eq.	-0,118	0,000	0,043	-0,075
	Land use and land transformation	kg CO <sub>2</sub> eq.	0,00030	0,00043	0,00030	0,00103
	Total	kg CO <sub>2</sub> eq.	0,387	0,072	0,207	0,665
Acidification potential (AP)		kg SO <sub>2</sub> eq.	2,07E-03	2,40E-04	1,02E-04	2,41E-03
Eutrophication potential (EP)		kg PO <sub>4</sub> <sup>3</sup> eq.	4,30E-04	2,74E-05	6,34E-05	5,21E-04
Formation potential of tropospheric ozone (POCP)		kg NMVOC eq.	1,47E-03	1,23E-04	6,79E-05	1,66E-03
Abiotic depletion potential - Elements (ADP-elements)		kg Sb eq.	4,08E-07	2,34E-08	-9,99E-10	4,30E-07
Abiotic depletion potential - Fossil fuels (ADP-fossil fuels)		MJ, net calorific value	1,25E+01	8,95E-01	3,59E-01	1,37E+01
Water scarcity potential		m <sup>3</sup> eq.	1,40E+01	2,44E-02	2,27E-02	1,40E+01
Land use and land use change (LUC)		m <sup>2</sup> per year	(N/A)	(N/A)	(N/A)	(N/A)
Resources						
Parameter		Unit	Upstream	Core	Downstream	Total
Primary energy resources - Renewable	Used as energy carrier	MJ, net calorific value	2,94E+00	5,15E-01	2,37E-02	3,48E+00
	Used as raw materials	MJ, net calorific value	1,25E+00	(N/A)	(N/A)	1,25E+00
	Total	MJ, net calorific value	4,19E+00	5,15E-01	2,37E-02	4,73E+00
Primary energy resources - Non-renewable	Used as energy carrier	MJ, net calorific value	1,34E+01	1,16E+00	3,71E-01	1,49E+01
	Used as raw materials	MJ, net calorific value	4,84E+00	1,04E-03	9,94E-03	4,85E+00
	Total	MJ, net calorific value	1,82E+01	1,16E+00	3,81E-01	1,98E+01
Secondary material		kg	(N/A)	(N/A)	(N/A)	(N/A)
Renewable secondary fuels		MJ, net calorific value	(N/A)	(N/A)	(N/A)	(N/A)
Non-renewable secondary fuels		MJ, net calorific value	(N/A)	(N/A)	(N/A)	(N/A)
Net use of fresh water		m <sup>3</sup>	1,96E-02	5,63E-03	8,15E-04	2,60E-02
Waste and output flows						
Parameter		Unit	Upstream	Core	Downstream	Total
Hazardous waste disposed		kg	5,16E-06	8,80E-10	1,46E-08	5,17E-06
Non-hazardous waste disposed		kg	1,44E-03	1,35E-03	7,09E-02	7,37E-02
Radioactive waste disposed		kg	1,04E-04	1,05E-04	2,96E-06	2,12E-04
Components for reuse		kg	(N/A)	(N/A)	(N/A)	(N/A)
Material for recycling		kg	(N/A)	(N/A)	(N/A)	(N/A)
Materials for energy recovery		kg	0,00	0,00	1,17E-01	1,17E-01
Exported energy, electricity		MJ	(N/A)	(N/A)	(N/A)	(N/A)
Exported energy, thermal		MJ	(N/A)	(N/A)	(N/A)	(N/A)

## 8. TENA Men Pants Plus/Act.Fit L

772608 & 772610

one absorbent product						
Environmental impact category						
Parameter		Unit	Upstream	Core	Downstream	Total
Global warming potential (GWP)	Fossil	kg CO <sub>2</sub> eq.	0,146	0,020	0,047	0,212
	Biogenic	kg CO <sub>2</sub> eq.	-0,029	0,000	0,011	-0,018
	Land use and land transformation	kg CO <sub>2</sub> eq.	0,00008	0,00012	0,00008	0,00029
	Total	kg CO <sub>2</sub> eq.	0,116	0,020	0,058	0,194
Acidification potential (AP)		kg SO <sub>2</sub> eq.	5,89E-04	6,63E-05	2,84E-05	6,84E-04
Eutrophication potential (EP)		kg PO <sub>4</sub> <sup>3</sup> eq.	1,19E-04	7,57E-06	1,70E-05	1,44E-04
Formation potential of tropospheric ozone (POCP)		kg NMVOC eq.	4,11E-04	3,41E-05	1,85E-05	4,64E-04
Abiotic depletion potential - Elements (ADP-elements)		kg Sb eq.	1,09E-07	6,44E-09	-4,32E-10	1,15E-07
Abiotic depletion potential - Fossil fuels (ADP-fossil fuels)		MJ, net calorific value	3,64E+00	2,47E-01	1,02E-01	3,99E+00
Water scarcity potential		m <sup>3</sup> eq.	4,15E+00	6,73E-03	6,45E-03	4,16E+00
Land use and land use change (LUC)		m <sup>2</sup> per year	(N/A)	(N/A)	(N/A)	(N/A)
Resources						
Parameter		Unit	Upstream	Core	Downstream	Total
Primary energy resources - Renewable	Used as energy carrier	MJ, net calorific value	7,61E-01	1,42E-01	6,70E-03	9,10E-01
	Used as raw materials	MJ, net calorific value	3,13E-01	(N/A)	(N/A)	3,13E-01
	Total	MJ, net calorific value	1,07E+00	1,42E-01	6,70E-03	1,22E+00
Primary energy resources - Non-renewable	Used as energy carrier	MJ, net calorific value	3,91E+00	3,20E-01	1,05E-01	4,34E+00
	Used as raw materials	MJ, net calorific value	1,50E+00	2,86E-04	2,53E-03	1,50E+00
	Total	MJ, net calorific value	5,41E+00	3,20E-01	1,08E-01	5,84E+00
Secondary material		kg	(N/A)	(N/A)	(N/A)	(N/A)
Renewable secondary fuels		MJ, net calorific value	(N/A)	(N/A)	(N/A)	(N/A)
Non-renewable secondary fuels		MJ, net calorific value	(N/A)	(N/A)	(N/A)	(N/A)
Net use of fresh water		m <sup>3</sup>	5,47E-03	1,55E-03	2,31E-04	7,26E-03
Waste and output flows						
Parameter		Unit	Upstream	Core	Downstream	Total
Hazardous waste disposed		kg	1,58E-06	2,43E-10	4,12E-09	1,58E-06
Non-hazardous waste disposed		kg	3,78E-04	3,74E-04	2,05E-02	2,13E-02
Radioactive waste disposed		kg	2,95E-05	2,89E-05	8,35E-07	5,92E-05
Components for reuse		kg	(N/A)	(N/A)	(N/A)	(N/A)
Material for recycling		kg	(N/A)	(N/A)	(N/A)	(N/A)
Materials for energy recovery		kg	0,00	0,00	3,22E-02	3,22E-02
Exported energy, electricity		MJ	(N/A)	(N/A)	(N/A)	(N/A)
Exported energy, thermal		MJ	(N/A)	(N/A)	(N/A)	(N/A)

## 8. TENA Men Pants Plus/Act.Fit L

772608 & 772610

one day of absorbent product use						
Environmental impact category						
Parameter		Unit	Upstream	Core	Downstream	Total
Global warming potential (GWP)	Fossil	kg CO <sub>2</sub> eq.	0,583	0,079	0,186	0,848
	Biogenic	kg CO <sub>2</sub> eq.	-0,118	0,000	0,044	-0,074
	Land use and land transformation	kg CO <sub>2</sub> eq.	0,00033	0,00048	0,00034	0,00115
	Total	kg CO <sub>2</sub> eq.	0,465	0,079	0,231	0,775
Acidification potential (AP)		kg SO <sub>2</sub> eq.	2,36E-03	2,65E-04	1,14E-04	2,73E-03
Eutrophication potential (EP)		kg PO <sub>4</sub> <sup>3</sup> eq.	4,77E-04	3,03E-05	6,79E-05	5,75E-04
Formation potential of tropospheric ozone (POCP)		kg NMVOC eq.	1,65E-03	1,36E-04	7,40E-05	1,86E-03
Abiotic depletion potential - Elements (ADP-elements)		kg Sb eq.	4,37E-07	2,58E-08	-1,73E-09	4,61E-07
Abiotic depletion potential - Fossil fuels (ADP-fossil fuels)		MJ, net calorific value	1,46E+01	9,87E-01	4,07E-01	1,60E+01
Water scarcity potential		m <sup>3</sup> eq.	1,66E+01	2,69E-02	2,58E-02	1,66E+01
Land use and land use change (LUC)		m <sup>2</sup> per year	(N/A)	(N/A)	(N/A)	(N/A)
Resources						
Parameter		Unit	Upstream	Core	Downstream	Total
Primary energy resources - Renewable	Used as energy carrier	MJ, net calorific value	3,05E+00	5,69E-01	2,68E-02	3,64E+00
	Used as raw materials	MJ, net calorific value	1,25E+00	(N/A)	(N/A)	1,25E+00
	Total	MJ, net calorific value	4,30E+00	5,69E-01	2,68E-02	4,89E+00
Primary energy resources - Non-renewable	Used as energy carrier	MJ, net calorific value	1,56E+01	1,28E+00	4,20E-01	1,73E+01
	Used as raw materials	MJ, net calorific value	6,01E+00	1,14E-03	1,01E-02	6,02E+00
	Total	MJ, net calorific value	2,17E+01	1,28E+00	4,30E-01	2,34E+01
Secondary material		kg	(N/A)	(N/A)	(N/A)	(N/A)
Renewable secondary fuels		MJ, net calorific value	(N/A)	(N/A)	(N/A)	(N/A)
Non-renewable secondary fuels		MJ, net calorific value	(N/A)	(N/A)	(N/A)	(N/A)
Net use of fresh water		m <sup>3</sup>	2,19E-02	6,21E-03	9,25E-04	2,90E-02
Waste and output flows						
Parameter		Unit	Upstream	Core	Downstream	Total
Hazardous waste disposed		kg	6,31E-06	9,71E-10	1,65E-08	6,33E-06
Non-hazardous waste disposed		kg	1,51E-03	1,49E-03	8,20E-02	8,51E-02
Radioactive waste disposed		kg	1,18E-04	1,16E-04	3,34E-06	2,37E-04
Components for reuse		kg	(N/A)	(N/A)	(N/A)	(N/A)
Material for recycling		kg	(N/A)	(N/A)	(N/A)	(N/A)
Materials for energy recovery		kg	0,00	0,00	1,29E-01	1,29E-01
Exported energy, electricity		MJ	(N/A)	(N/A)	(N/A)	(N/A)
Exported energy, thermal		MJ	(N/A)	(N/A)	(N/A)	(N/A)



## 9. TENA Comfort Mini Plus 761425

one absorbent product						
Environmental impact category						
Parameter		Unit	Upstream	Core	Downstream	Total
Global warming potential (GWP)	Fossil	kg CO <sub>2</sub> eq.	0,023	0,005	0,009	0,037
	Biogenic	kg CO <sub>2</sub> eq.	-0,014	0,000	0,005	-0,009
	Land use and land transformation	kg CO <sub>2</sub> eq.	0,00002	0,00003	0,00002	0,00006
	Total	kg CO <sub>2</sub> eq.	0,009	0,005	0,014	0,028
Acidification potential (AP)		kg SO <sub>2</sub> eq.	1,13E-04	1,54E-05	6,45E-06	1,34E-04
Eutrophication potential (EP)		kg PO <sub>4</sub> <sup>3</sup> eq.	2,69E-05	1,76E-06	5,44E-06	3,41E-05
Formation potential of tropospheric ozone (POCP)		kg NMVOC eq.	8,41E-05	7,92E-06	5,28E-06	9,73E-05
Abiotic depletion potential - Elements (ADP-elements)		kg Sb eq.	2,70E-08	1,50E-09	8,80E-11	2,86E-08
Abiotic depletion potential - Fossil fuels (ADP-fossil fuels)		MJ, net calorific value	4,91E-01	5,74E-02	2,09E-02	5,69E-01
Water scarcity potential		m <sup>3</sup> eq.	6,02E-01	1,56E-03	1,11E-03	6,05E-01
Land use and land use change (LUC)		m <sup>2</sup> per year	(N/A)	(N/A)	(N/A)	(N/A)
Resources						
Parameter		Unit	Upstream	Core	Downstream	Total
Primary energy resources - Renewable	Used as energy carrier	MJ, net calorific value	2,96E-01	3,31E-02	1,34E-03	3,30E-01
	Used as raw materials	MJ, net calorific value	1,47E-01	(N/A)	(N/A)	1,47E-01
	Total	MJ, net calorific value	4,42E-01	3,31E-02	1,34E-03	4,77E-01
Primary energy resources - Non-renewable	Used as energy carrier	MJ, net calorific value	5,30E-01	7,44E-02	2,17E-02	6,26E-01
	Used as raw materials	MJ, net calorific value	1,05E-01	6,64E-05	1,13E-03	1,06E-01
	Total	MJ, net calorific value	6,36E-01	7,45E-02	2,29E-02	7,33E-01
Secondary material		kg	(N/A)	(N/A)	(N/A)	(N/A)
Renewable secondary fuels		MJ, net calorific value	(N/A)	(N/A)	(N/A)	(N/A)
Non-renewable secondary fuels		MJ, net calorific value	(N/A)	(N/A)	(N/A)	(N/A)
Net use of fresh water		m <sup>3</sup>	1,15E-03	3,61E-04	3,99E-05	1,55E-03
Waste and output flows						
Parameter		Unit	Upstream	Core	Downstream	Total
Hazardous waste disposed		kg	1,91E-07	5,64E-11	8,90E-10	1,92E-07
Non-hazardous waste disposed		kg	1,18E-04	8,69E-05	2,61E-03	2,82E-03
Radioactive waste disposed		kg	5,03E-06	6,72E-06	1,58E-07	1,19E-05
Components for reuse		kg	(N/A)	(N/A)	(N/A)	(N/A)
Material for recycling		kg	(N/A)	(N/A)	(N/A)	(N/A)
Materials for energy recovery		kg	0,00	0,00	7,62E-03	7,62E-03
Exported energy, electricity		MJ	(N/A)	(N/A)	(N/A)	(N/A)
Exported energy, thermal		MJ	(N/A)	(N/A)	(N/A)	(N/A)

## 9. TENA Comfort Mini Plus 761425

one day of absorbent product use						
Environmental impact category						
Parameter		Unit	Upstream	Core	Downstream	Total
Global warming potential (GWP)	Fossil	kg CO <sub>2</sub> eq.	0,093	0,018	0,036	0,147
	Biogenic	kg CO <sub>2</sub> eq.	-0,057	0,000	0,020	-0,037
	Land use and land transformation	kg CO <sub>2</sub> eq.	0,00007	0,00011	0,00007	0,00026
	Total	kg CO <sub>2</sub> eq.	0,037	0,018	0,056	0,111
Acidification potential (AP)		kg SO <sub>2</sub> eq.	4,50E-04	6,17E-05	2,58E-05	5,37E-04
Eutrophication potential (EP)		kg PO <sub>4</sub> <sup>3-</sup> eq.	1,08E-04	7,04E-06	2,18E-05	1,36E-04
Formation potential of tropospheric ozone (POCP)		kg NMVOC eq.	3,36E-04	3,17E-05	2,11E-05	3,89E-04
Abiotic depletion potential - Elements (ADP-elements)		kg Sb eq.	1,08E-07	5,99E-09	3,52E-10	1,14E-07
Abiotic depletion potential - Fossil fuels (ADP-fossil fuels)		MJ, net calorific value	1,96E+00	2,30E-01	8,35E-02	2,28E+00
Water scarcity potential		m <sup>3</sup> eq.	2,41E+00	6,26E-03	4,43E-03	2,42E+00
Land use and land use change (LUC)		m <sup>2</sup> per year	(N/A)	(N/A)	(N/A)	(N/A)
Resources						
Parameter		Unit	Upstream	Core	Downstream	Total
Primary energy resources - Renewable	Used as energy carrier	MJ, net calorific value	1,18E+00	1,32E-01	5,36E-03	1,32E+00
	Used as raw materials	MJ, net calorific value	5,87E-01	(N/A)	(N/A)	5,87E-01
	Total	MJ, net calorific value	1,77E+00	1,32E-01	5,36E-03	1,91E+00
Primary energy resources - Non-renewable	Used as energy carrier	MJ, net calorific value	2,12E+00	2,98E-01	8,70E-02	2,51E+00
	Used as raw materials	MJ, net calorific value	4,21E-01	2,66E-04	4,54E-03	4,26E-01
	Total	MJ, net calorific value	2,54E+00	2,98E-01	9,15E-02	2,93E+00
Secondary material		kg	(N/A)	(N/A)	(N/A)	(N/A)
Renewable secondary fuels		MJ, net calorific value	(N/A)	(N/A)	(N/A)	(N/A)
Non-renewable secondary fuels		MJ, net calorific value	(N/A)	(N/A)	(N/A)	(N/A)
Net use of fresh water		m <sup>3</sup>	4,61E-03	1,44E-03	1,60E-04	6,21E-03
Waste and output flows						
Parameter		Unit	Upstream	Core	Downstream	Total
Hazardous waste disposed		kg	7,65E-07	2,26E-10	3,56E-09	7,69E-07
Non-hazardous waste disposed		kg	4,71E-04	3,48E-04	1,05E-02	1,13E-02
Radioactive waste disposed		kg	2,01E-05	2,69E-05	6,31E-07	4,76E-05
Components for reuse		kg	(N/A)	(N/A)	(N/A)	(N/A)
Material for recycling		kg	(N/A)	(N/A)	(N/A)	(N/A)
Materials for energy recovery		kg	0,00	0,00	3,05E-02	3,05E-02
Exported energy, electricity		MJ	(N/A)	(N/A)	(N/A)	(N/A)
Exported energy, thermal		MJ	(N/A)	(N/A)	(N/A)	(N/A)

# 10. TENA Comfort Mini Extra

761531

one absorbent product						
Environmental impact category						
Parameter		Unit	Upstream	Core	Downstream	Total
Global warming potential (GWP)	Fossil	kg CO <sub>2</sub> eq.	0,035	0,007	0,013	0,055
	Biogenic	kg CO <sub>2</sub> eq.	-0,020	0,000	0,007	-0,013
	Land use and land transformation	kg CO <sub>2</sub> eq.	0,00003	0,00004	0,00003	0,00010
	Total	kg CO <sub>2</sub> eq.	0,016	0,007	0,020	0,042
Acidification potential (AP)		kg SO <sub>2</sub> eq.	1,64E-04	2,32E-05	9,64E-06	1,97E-04
Eutrophication potential (EP)		kg PO <sub>4</sub> <sup>3-</sup> eq.	4,10E-05	2,65E-06	7,75E-06	5,14E-05
Formation potential of tropospheric ozone (POCP)		kg NMVOC eq.	1,26E-04	1,19E-05	7,61E-06	1,45E-04
Abiotic depletion potential - Elements (ADP-elements)		kg Sb eq.	4,48E-08	2,25E-09	1,58E-10	4,72E-08
Abiotic depletion potential - Fossil fuels (ADP-fossil fuels)		MJ, net calorific value	7,45E-01	8,63E-02	3,15E-02	8,63E-01
Water scarcity potential		m <sup>3</sup> eq.	8,24E-01	2,35E-03	1,76E-03	8,29E-01
Land use and land use change (LUC)		m <sup>2</sup> per year	(N/A)	(N/A)	(N/A)	(N/A)
Resources						
Parameter		Unit	Upstream	Core	Downstream	Total
Primary energy resources - Renewable	Used as energy carrier	MJ, net calorific value	4,10E-01	4,97E-02	2,04E-03	4,62E-01
	Used as raw materials	MJ, net calorific value	2,03E-01	(N/A)	(N/A)	2,03E-01
	Total	MJ, net calorific value	6,13E-01	4,97E-02	2,04E-03	6,65E-01
Primary energy resources - Non-renewable	Used as energy carrier	MJ, net calorific value	8,04E-01	1,12E-01	3,28E-02	9,49E-01
	Used as raw materials	MJ, net calorific value	1,39E-01	9,99E-05	1,56E-03	1,41E-01
	Total	MJ, net calorific value	9,43E-01	1,12E-01	3,43E-02	1,09E+00
Secondary material		kg	(N/A)	(N/A)	(N/A)	(N/A)
Renewable secondary fuels		MJ, net calorific value	(N/A)	(N/A)	(N/A)	(N/A)
Non-renewable secondary fuels		MJ, net calorific value	(N/A)	(N/A)	(N/A)	(N/A)
Net use of fresh water		m <sup>3</sup>	1,79E-03	5,43E-04	6,31E-05	2,40E-03
Waste and output flows						
Parameter		Unit	Upstream	Core	Downstream	Total
Hazardous waste disposed		kg	2,63E-07	8,49E-11	1,33E-09	2,65E-07
Non-hazardous waste disposed		kg	1,64E-04	1,31E-04	4,43E-03	4,72E-03
Radioactive waste disposed		kg	7,70E-06	1,01E-05	2,43E-07	1,81E-05
Components for reuse		kg	(N/A)	(N/A)	(N/A)	(N/A)
Material for recycling		kg	(N/A)	(N/A)	(N/A)	(N/A)
Materials for energy recovery		kg	0,00	0,00	1,15E-02	1,15E-02
Exported energy, electricity		MJ	(N/A)	(N/A)	(N/A)	(N/A)
Exported energy, thermal		MJ	(N/A)	(N/A)	(N/A)	(N/A)

# 10. TENA Comfort Mini Extra

761531

one day of absorbent product use						
Environmental impact category						
Parameter		Unit	Upstream	Core	Downstream	Total
Global warming potential (GWP)	Fossil	kg CO <sub>2</sub> eq.	0,140	0,028	0,053	0,220
	Biogenic	kg CO <sub>2</sub> eq.	-0,078	0,000	0,027	-0,051
	Land use and land transformation	kg CO <sub>2</sub> eq.	0,00011	0,00017	0,00011	0,00038
	Total	kg CO <sub>2</sub> eq.	0,062	0,028	0,080	0,170
Acidification potential (AP)		kg SO <sub>2</sub> eq.	6,55E-04	9,27E-05	3,86E-05	7,86E-04
Eutrophication potential (EP)		kg PO <sub>4</sub> <sup>3</sup> eq.	1,64E-04	1,06E-05	3,10E-05	2,06E-04
Formation potential of tropospheric ozone (POCP)		kg NMVOC eq.	5,03E-04	4,77E-05	3,04E-05	5,81E-04
Abiotic depletion potential - Elements (ADP-elements)		kg Sb eq.	1,79E-07	9,01E-09	6,32E-10	1,89E-07
Abiotic depletion potential - Fossil fuels (ADP-fossil fuels)		MJ, net calorific value	2,98E+00	3,45E-01	1,26E-01	3,45E+00
Water scarcity potential		m <sup>3</sup> eq.	3,30E+00	9,41E-03	7,02E-03	3,31E+00
Land use and land use change (LUC)		m <sup>2</sup> per year	(N/A)	(N/A)	(N/A)	(N/A)
Resources						
Parameter		Unit	Upstream	Core	Downstream	Total
Primary energy resources - Renewable	Used as energy carrier	MJ, net calorific value	1,64E+00	1,99E-01	8,14E-03	1,85E+00
	Used as raw materials	MJ, net calorific value	8,11E-01	(N/A)	(N/A)	8,11E-01
	Total	MJ, net calorific value	2,45E+00	1,99E-01	8,14E-03	2,66E+00
Primary energy resources - Non-renewable	Used as energy carrier	MJ, net calorific value	3,22E+00	4,48E-01	1,31E-01	3,79E+00
	Used as raw materials	MJ, net calorific value	5,58E-01	3,99E-04	6,25E-03	5,65E-01
	Total	MJ, net calorific value	3,77E+00	4,48E-01	1,37E-01	4,36E+00
Secondary material		kg	(N/A)	(N/A)	(N/A)	(N/A)
Renewable secondary fuels		MJ, net calorific value	(N/A)	(N/A)	(N/A)	(N/A)
Non-renewable secondary fuels		MJ, net calorific value	(N/A)	(N/A)	(N/A)	(N/A)
Net use of fresh water		m <sup>3</sup>	7,16E-03	2,17E-03	2,52E-04	9,58E-03
Waste and output flows						
Parameter		Unit	Upstream	Core	Downstream	Total
Hazardous waste disposed		kg	1,05E-06	3,39E-10	5,31E-09	1,06E-06
Non-hazardous waste disposed		kg	6,56E-04	5,23E-04	1,77E-02	1,89E-02
Radioactive waste disposed		kg	3,08E-05	4,04E-05	9,74E-07	7,22E-05
Components for reuse		kg	(N/A)	(N/A)	(N/A)	(N/A)
Material for recycling		kg	(N/A)	(N/A)	(N/A)	(N/A)
Materials for energy recovery		kg	0,00	0,00	4,60E-02	4,60E-02
Exported energy, electricity		MJ	(N/A)	(N/A)	(N/A)	(N/A)
Exported energy, thermal		MJ	(N/A)	(N/A)	(N/A)	(N/A)

# 11. TENA Comfort Mini Super

761727 & 761717

one absorbent product						
Environmental impact category						
Parameter		Unit	Upstream	Core	Downstream	Total
Global warming potential (GWP)	Fossil	kg CO <sub>2</sub> eq.	0,052	0,012	0,023	0,087
	Biogenic	kg CO <sub>2</sub> eq.	-0,045	0,000	0,015	-0,030
	Land use and land transformation	kg CO <sub>2</sub> eq.	0,00005	0,00007	0,00005	0,00017
	Total	kg CO <sub>2</sub> eq.	0,007	0,012	0,038	0,058
Acidification potential (AP)		kg SO <sub>2</sub> eq.	2,93E-04	4,06E-05	1,69E-05	3,50E-04
Eutrophication potential (EP)		kg PO <sub>4</sub> <sup>3</sup> eq.	6,81E-05	4,64E-06	1,59E-05	8,86E-05
Formation potential of tropospheric ozone (POCP)		kg NMVOC eq.	2,12E-04	2,09E-05	1,50E-05	2,48E-04
Abiotic depletion potential - Elements (ADP-elements)		kg Sb eq.	5,95E-08	3,94E-09	2,81E-10	6,38E-08
Abiotic depletion potential - Fossil fuels (ADP-fossil fuels)		MJ, net calorific value	1,05E+00	1,51E-01	5,27E-02	1,25E+00
Water scarcity potential		m <sup>3</sup> eq.	1,44E+00	4,12E-03	2,50E-03	1,44E+00
Land use and land use change (LUC)		m <sup>2</sup> per year	(N/A)	(N/A)	(N/A)	(N/A)
Resources						
Parameter		Unit	Upstream	Core	Downstream	Total
Primary energy resources - Renewable	Used as energy carrier	MJ, net calorific value	9,19E-01	8,70E-02	3,34E-03	1,01E+00
	Used as raw materials	MJ, net calorific value	4,68E-01	(N/A)	(N/A)	4,68E-01
	Total	MJ, net calorific value	1,39E+00	8,70E-02	3,34E-03	1,48E+00
Primary energy resources - Non-renewable	Used as energy carrier	MJ, net calorific value	1,14E+00	1,96E-01	5,52E-02	1,39E+00
	Used as raw materials	MJ, net calorific value	2,19E-01	1,75E-04	3,54E-03	2,22E-01
	Total	MJ, net calorific value	1,35E+00	1,96E-01	5,87E-02	1,61E+00
Secondary material		kg	(N/A)	(N/A)	(N/A)	(N/A)
Renewable secondary fuels		MJ, net calorific value	(N/A)	(N/A)	(N/A)	(N/A)
Non-renewable secondary fuels		MJ, net calorific value	(N/A)	(N/A)	(N/A)	(N/A)
Net use of fresh water		m <sup>3</sup>	2,59E-03	9,50E-04	9,04E-05	3,63E-03
Waste and output flows						
Parameter		Unit	Upstream	Core	Downstream	Total
Hazardous waste disposed		kg	3,90E-07	1,49E-10	2,31E-09	3,92E-07
Non-hazardous waste disposed		kg	2,99E-04	2,29E-04	4,67E-03	5,20E-03
Radioactive waste disposed		kg	1,18E-05	1,77E-05	3,80E-07	2,99E-05
Components for reuse		kg	(N/A)	(N/A)	(N/A)	(N/A)
Material for recycling		kg	(N/A)	(N/A)	(N/A)	(N/A)
Materials for energy recovery		kg	0,00	0,00	1,98E-02	1,98E-02
Exported energy, electricity		MJ	(N/A)	(N/A)	(N/A)	(N/A)
Exported energy, thermal		MJ	(N/A)	(N/A)	(N/A)	(N/A)



# 11. TENA Comfort Mini Super

761727 & 761717

one day of absorbent product use

## Environmental impact category

Parameter		Unit	Upstream	Core	Downstream	Total
Global warming potential (GWP)	Fossil	kg CO <sub>2</sub> eq.	0,210	0,048	0,092	0,350
	Biogenic	kg CO <sub>2</sub> eq.	-0,181	0,000	0,062	-0,119
	Land use and land transformation	kg CO <sub>2</sub> eq.	0,00019	0,00029	0,00019	0,00067
	<b>Total</b>	kg CO <sub>2</sub> eq.	0,029	0,048	0,154	0,231
Acidification potential (AP)		kg SO <sub>2</sub> eq.	1,17E-03	1,62E-04	6,76E-05	1,40E-03
Eutrophication potential (EP)		kg PO <sub>4</sub> <sup>3-</sup> eq.	2,73E-04	1,85E-05	6,34E-05	3,55E-04
Formation potential of tropospheric ozone (POCP)		kg NMVOC eq.	8,48E-04	8,34E-05	5,98E-05	9,92E-04
Abiotic depletion potential - Elements (ADP-elements)		kg Sb eq.	2,38E-07	1,58E-08	1,12E-09	2,55E-07
Abiotic depletion potential - Fossil fuels (ADP-fossil fuels)		MJ, net calorific value	4,19E+00	6,04E-01	2,11E-01	5,01E+00
Water scarcity potential		m <sup>3</sup> eq.	5,74E+00	1,65E-02	1,00E-02	5,77E+00
Land use and land use change (LUC)		m <sup>2</sup> per year	(N/A)	(N/A)	(N/A)	(N/A)

## Resources

Parameter		Unit	Upstream	Core	Downstream	Total
Primary energy resources - Renewable	Used as energy carrier	MJ, net calorific value	3,68E+00	3,48E-01	1,33E-02	4,04E+00
	Used as raw materials	MJ, net calorific value	1,87E+00	(N/A)	(N/A)	1,87E+00
	<b>Total</b>	MJ, net calorific value	5,55E+00	3,48E-01	1,33E-02	5,91E+00
Primary energy resources - Non-renewable	Used as energy carrier	MJ, net calorific value	4,54E+00	7,84E-01	2,21E-01	5,55E+00
	Used as raw materials	MJ, net calorific value	8,75E-01	6,99E-04	1,42E-02	8,90E-01
	<b>Total</b>	MJ, net calorific value	5,42E+00	7,84E-01	2,35E-01	6,44E+00
Secondary material		kg	(N/A)	(N/A)	(N/A)	(N/A)
Renewable secondary fuels		MJ, net calorific value	(N/A)	(N/A)	(N/A)	(N/A)
Non-renewable secondary fuels		MJ, net calorific value	(N/A)	(N/A)	(N/A)	(N/A)
Net use of fresh water		m <sup>3</sup>	1,03E-02	3,80E-03	3,61E-04	1,45E-02

## Waste and output flows

Parameter	Unit	Upstream	Core	Downstream	Total
Hazardous waste disposed	kg	1,56E-06	5,94E-10	9,23E-09	1,57E-06
Non-hazardous waste disposed	kg	1,20E-03	9,15E-04	1,87E-02	2,08E-02
Radioactive waste disposed	kg	4,72E-05	7,07E-05	1,52E-06	1,19E-04
Components for reuse	kg	(N/A)	(N/A)	(N/A)	(N/A)
Material for recycling	kg	(N/A)	(N/A)	(N/A)	(N/A)
Materials for energy recovery	kg	0,00	0,00	7,94E-02	7,94E-02
Exported energy, electricity	MJ	(N/A)	(N/A)	(N/A)	(N/A)
Exported energy, thermal	MJ	(N/A)	(N/A)	(N/A)	(N/A)

# References

1. PCR 2011:14 v. 3.01
2. General Programme Instructions for the International EPD® System v. 3.01
3. ISO 14040:2006 Environmental management – Life cycle assessment – Principles and framework
4. ISO 14044:2006 Environmental management – Life cycle assessment – Requirements and guidelines
5. ISO 14025:2006 Environmental labels and declarations – Type III environmental declarations – Principles and procedures
6. ISO 14020:2000 Environmental labels and declarations – General principles
7. DPCM 12/01/17 – G.U. n. 65 del 18 marzo 2017
8. [www.environdec.com](http://www.environdec.com)

Version	Revision item
5	-
6	New products (new LCA calculations) & articles added: TENA Men Prot.Sh Level 0, art.no. 750406 TENA Men PU L4 Medium, art.no 798312, 798313, 798319 TENA Men PU L4 Large, art.no. 798310, 798311, 798321 TENA Men Pants Plus Medium, art.no. 772509 TENA Men Pants Plus Large, art.no. 772608 TENA Comfort Mini Plus, art.no. 761425 TENA Comfort mini Extra, art.no. 761531 TENA Comfort Mini Super, art.no 761727
7	New articles added (no new LCA calculations): TENA Men Prot.Sh Level 0, art.no. 750449 TENA Men Light Level 1, art.no 750654 TENA Men Medium Level 2, art.no. 750784 TENA Men Super Level 3, art.no 750833
8	New articles added (no new LCA calculations): TENA Men Active Fit M, art.no. 772512 TENA Men Active Fit L, art.no. 772610 TENA Comfort Mini Super, art.no. 761717



## **Making a better mark – for people, and for the planet**

We create value for customers and consumers by increasing health and hygiene standards through our innovative solutions, and by sharing knowledge and promoting awareness.

We create business value by meeting societal needs and offering more people an opportunity to work, in better conditions, so they can provide for their families and live happier, fuller lives.

Since 2008 we've also been taking steps to make every TENA product more sustainable. For example, by converting to 100% renewable electricity in all our factories. Our goal is to reduce the carbon footprint of our products and services by 50 % by 2030.

Step by step, to leave a better mark on the planet.