


# ENVIRONMENTAL PRODUCT DECLARATION

In accordance with ISO 14025 and EN 15804 for:

## HI-FLO XLS

MADE IN SWEDEN

Programme:	The International EPD® System, <a href="http://www.environdec.com">www.environdec.com</a>
Programme operator:	EPD International AB
EPD registration number:	S-P-02115
Publication date:	2020-10-05
Valid until:	2026-10-25
Revision date:	2021-10-25



# Programme information

**PRODUCT CATEGORY RULES (PCR):** PCR 2012:01 Construction products and construction services; version 2.33 of 2020-09-18, valid until 2021-12-31

**PCR REVIEW WAS CONDUCTED BY:** Technical Committee of the International EPD® System. Contact via [info@environdec.com](mailto:info@environdec.com)

**INDEPENDENT THIRD-PARTY VERIFICATION OF THE DECLARATION AND DATA, ACCORDING TO ISO 14025:2006:** ☐ EPD process certification ☒ EPD verification

**LCA STUDY CONDUCTED BY:** Camfil R&D in collaboration with IVL Swedish environmental research institute.

**THIRD PARTY VERIFIER:** Martyna Mikusinska, Sweco

**IN CASE OF RECOGNISED INDIVIDUAL VERIFIERS:**

**APPROVED BY:** The International EPD® System

**PROCEDURE FOR FOLLOW-UP OF DATA DURING EPD VALIDITY INVOLVES THIRD PARTY VERIFIER:** ☐ Yes ☒ No

## PROGRAMME

The International EPD® System

EPD International AB

Box 210 60

SE-100 31 Stockholm

Sweden

[www.environdec.com](http://www.environdec.com)

[info@environdec.com](mailto:info@environdec.com)

The EPD owner has the sole ownership, liability, and responsibility for the EPD. EPDs within the same product category but from different programmes may not be comparable. EPDs of construction products may not be comparable if they do not comply with EN 15804.



# Company information

As a leading manufacturer of premium clean air solutions, Camfil provides commercial and industrial solutions for air filtration and air pollution control that improves worker and equipment productivity, minimises energy use, benefits human health and the environment. More information about the organisation can be found on the website in the section [About Camfil](#).



## OWNER OF THE EPD

Camfil AB  
Sveavägen 56E  
111 34 Stockholm, Sweden

## CONTACT PERSON

Tobias Zimmer  
+49 40 307 740 58  
[tobias.zimmer@camfil.com](mailto:tobias.zimmer@camfil.com)



# Hi-Flo XLS

Hi-Flo XLS is a bag filter produced by Camfil Svenska AB (Trosa, Sweden) with dimensions according to EN 15805, and filtration classes according to ISO 16890. It consists of an aerodynamic plastic frame and glass fibre media, for the particle filtration of air and other gases.


Bag filters, or pocket filters, are used in HVAC applications as final filters in industrial, commercial and residential applications, and also serves as prefilters in HEPA installations to improve indoor air quality and comfort.

The filters in the supply air are used in first and second filter stages, either as complete filtration solution for these applications or as prefilters for cleanroom process applications. The filters are also used in the exhaust air or in recirculation systems to protect the air handling units. Bag filters have a significantly higher dust holding capacity and longer lifetime than other filters.

The service life of bag filters is dependent on the end user preferences. It may vary also for different types of installation and geographical location of the site, where the filter is installed. However, 1 year is an average lifetime of the filter, based on dust loading and related to its pressure drop increase, which results in high energy consumption. In addition, VDI 6022 recommends filter change after 1 year for the first filter stage for hygienic reasons.

## UN CPC CODE

CPC 2.1: 43914 – Filtering or purifying machinery and apparatus, for liquids or gases, except oil filters, petrol filters and air intake filters for internal combustion engines. HS 2017: 842139 – Machinery; for filtering or purifying gases, other than intake air filters for internal combustion engines.



## HI-FLO XLS ATTRIBUTES

- Full module standard size: 592x592 mm (WxH)
- Available in many different sizes, for more information see product information
- Number of bags for full module: 6
- Depth: 370–640 mm
- Frame material: Recycled plastic (PS)
- Media: Glass fibre

# Life Cycle Assessment

The life cycle stages included in the assessment are A1-A4 and B6 (Operational energy use). The scope of the EPDs generated corresponds to the so-called cradle-to-gate with options, as described in the PCR for construction products and construction services (v 2.33) used. This means that additional life cycle stages except the mandatory stages A1-A3 are also included, which is A4 (Transport) and B6 (Operational energy use).

**FUNCTIONAL UNIT / DECLARED UNIT:** 1 bag filter.

**REFERENCE SERVICE LIFE:** One year.

**TIME REPRESENTATIVENESS:** Data collection was performed during 2019 and 2020. Data for the processes in A3 represent values for the year 2019 and are updated and supplemented with three more sizes in 2021. Age of background data range between year 2014 and 2019.

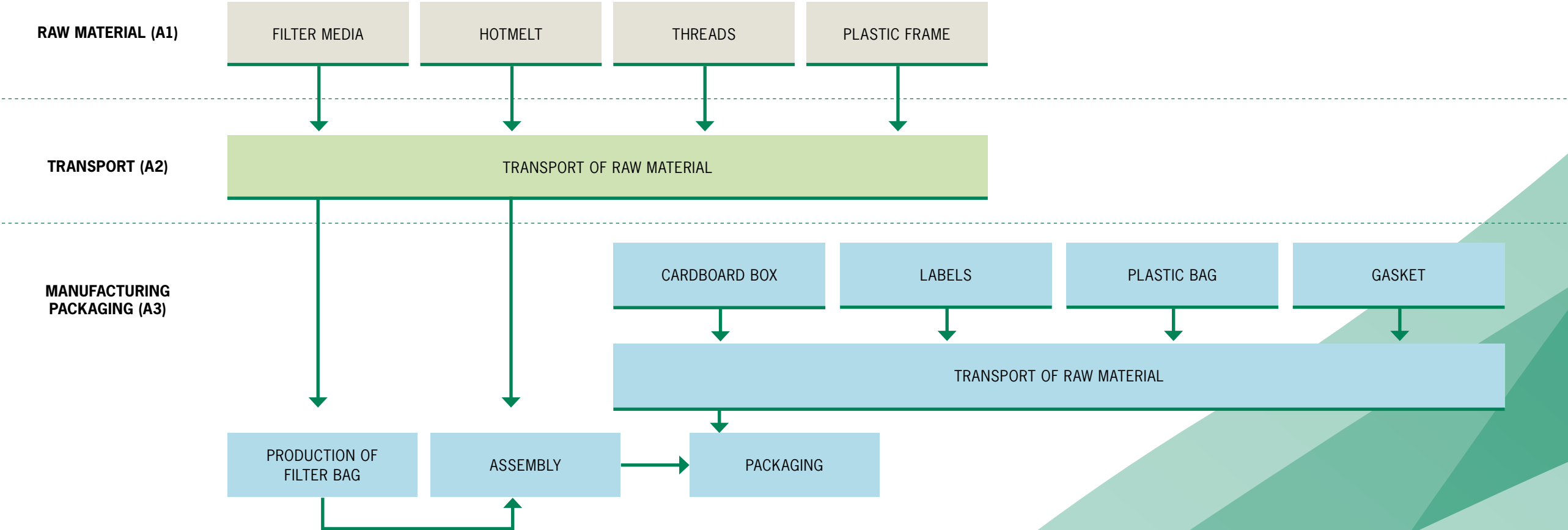
**LCA SOFTWARE USED:** GaBi ts professional version 9.2.1, Service Pack 40.

**DATABASE USED:** Thinkstep Database SP 40, Ecoinvent v. 3.5.

PRODUCT STAGE			CONSTRUCTION PROCESS STAGE		USAGE STAGE							END OF LIFE STAGE				RESOURCE RECOVERY STAGE
Raw materials	Transport	Manufacturing	Transport	Construction installation	Use	Maintenance	Repair	Replacement	Refurbishment	Operational energy use	Operational water use	De-construction demolition	Transport	Waste processing	Disposal	Reuse-Recovery-Recycling-potential
A1	A2	A3	A4	A5	B1	B2	B3	B4	B5	B6	B7	C1	C2	C3	C4	D
X	X	X	X	MND	MND	MND	MND	MND	MND	X	MND	MND	MND	MND	MND	MND

**GEOGRAPHICAL SCOPE:** Europe and Sweden – production of materials and components (A1) and transportation to the manufacturing site (A2); Sweden – manufacturing (A3), transport to the customer (A4) and use (B6).

Description of system boundaries:

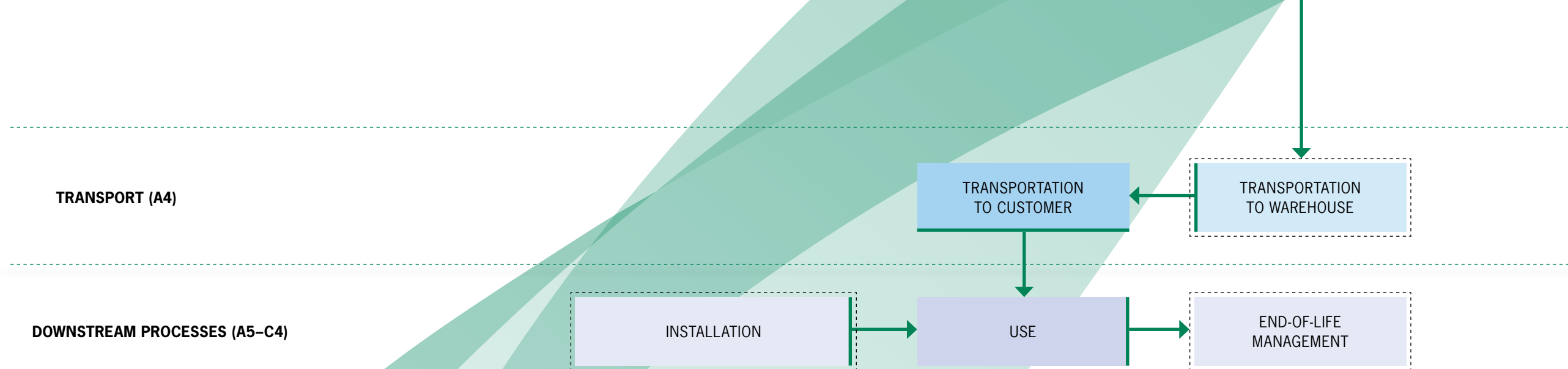


**MODULE A1** covers extraction and processing of raw materials, as well as production of the materials and components used for production of bag filters: filter media, plastic frame, hotmelt and threads.

**MODULE A2** covers transportation of the materials and components to the production site in Trosa (Sweden).

**MODULE A3** covers production of the bag filters at the production site in Trosa. This stage includes electricity consumption for bag assembly and filter assembly. Bag assembly includes trimming and stitching the rolled media into a pocket shape including thread and hotmelt. Filter assembly includes snapping the finished bags into a 2-elements plastic frame.

Both processes are conducted in specially designed machines - respective sewing machine and automatic assembly station. Module A3 also includes production and transport of packaging materials as cardboard box, labels, plastic bag and gasket.



**MODULE A4** covers transportation of the bag filter to the customer. An average transport distance to the customer is assumed to be representative for the year 2020.

#### CUT-OFF CRITERIA:

Close to 100% of all raw material used in the production has been included in the model calculations. In other words, the study applies a cut-off criterion of maximum 5%, which complies with the maximum cut-off criteria established by the standard.

Recycled material enters the system boundaries without any burden from previous life cycles. Recycling processes and transports of the material to the production site are included.

**MODULE B6** covers electricity consumption during use phase of the bag filter during one year. Calculation of electricity consumption was performed according to Eurovent 4/21-2019.

#### EXCLUDED LIFECYCLE STAGES:

- Impact from production and maintenance of infrastructure and equipment used for the manufacturing of the products was excluded from the study (since it was assumed to have a minor share per one product). However, the electricity used by that equipment was included.
- Business travel of personnel.
- Travel to and from work by personnel.

- The study does not fully cover a cradle-to-grave perspective as the deconstruction, transport to a waste management site and the waste management of the filters are not included.
- Allocation of energy has been excluded as it generates very low contribution to the overall revenue.

NOT INCLUDED



# Content declaration

ALL MATERIALS / COMPONENTS	SUBSTANCES	WEIGHT %	ENVIRONMENTAL CLASS	HEALTH CLASS
XL-frame		<b>73.3-82.8%</b>		
	Polystyrene Styron 485	(<=94%)	No	No
	71 Nature	(<=6%)	No	No
	HIPS (Carbon black)	(<0.1%)		
Filter media Hi-Flo		<b>11.9-18.4%</b>		
	Glass type 902 non biospersistent microfiber	(60-70%)	No	No
	Glass woven fabrice	(0-20%)	No	No
	Polyester backing	(0-20%)	No	No
	Phenol based resin	(8-10%)	No	No
Hot melt		<b>4.7-7.0%</b>		
	Wax	(<20%)	No	No
	Polymer	(<40%)	No	No
	Ester with glycerol	(<0.5%)	No	No
	Antioxinant	(<50%)	No	No
Thread		<b>0.6-0.8%</b>		
	Polyester	(100%)	No	No



## PACKAGING

Distribution packaging: cardboard box, plastic bag (LDPE) and labels (PET).

## RECYCLED MATERIAL

The plastic frames contain 100% of recycled polystyrene (PS).



# Environmental performance





Potential environmental impact

HI-FLO XLS 7/370 0160	Filter class ePM1 60%	A1	A2	A3	*A1-A3	A4	B6	TOTAL
Abiotic Depletion (ADP elements) [kg Sb eq.]		7,41E-07	1,87E-09	2,73E-08	<b>7,70E-07</b>	4,42E-09	1,05E-04	1,06E-04
Abiotic Depletion (ADP fossil) [MJ]		3,68E+01	3,26E-01	1,32E+01	<b>5,04E+01</b>	7,67E-01	5,41E+02	5,92E+02
Acidification Potential (AP) [kg SO <sub>2</sub> eq.]		4,85E-03	5,13E-05	8,56E-04	<b>5,76E-03</b>	1,36E-04	2,38E-01	2,44E-01
Eutrophication Potential (EP) [kg Phosphate eq.]		1,09E-03	1,24E-05	2,55E-04	<b>1,36E-03</b>	3,32E-05	6,32E-02	6,46E-02
Global Warming Potential (GWP 100 years) [kg CO <sub>2</sub> eq.]		2,36E+00	2,41E-02	5,44E-01	<b>2,92E+00</b>	5,66E-02	9,76E+01	1,01E+02
Global Warming Potential (GWP 100 years), excl biogenic carbon [kg CO <sub>2</sub> eq.]		2,35E+00	2,43E-02	4,78E-01	<b>2,85E+00</b>	5,70E-02	9,73E+01	1,00E+02
Ozone depletion [kg CFC-11 eq.]		5,67E-08	4,19E-18	7,62E-09	<b>6,43E-08</b>	9,87E-18	3,68E-12	6,43E-08
Photochemical Ozone Creation Potential (POCP) [kg Ethene eq.]		9,82E-04	** -1,69E-05	2,66E-04	<b>1,23E-03</b>	** -5,04E-05	4,27E-02	4,39E-02

\* A1-A3 mandatory stages for external reporting.

\*\* The negative values for POCP for module A2 and A4 can be explained by the fact that NO has a reducing POCP effect as it reduces the ozone level. During night NO and O<sub>2</sub> react to NO<sub>2</sub> and O<sub>2</sub> and a reduction of the POCP is taking place. So net negative impacts occur when NO > NO<sub>2</sub>.



## Potential environmental impact

HI-FLO XLS 7/520 0160	Filter class ePM1 60%	A1	A2	A3	*A1-A3	A4	B6	TOTAL
Abiotic Depletion (ADP elements) [kg Sb eq.]		8,80E-07	2,22E-09	2,80E-08	<b>9,10E-07</b>	4,65E-09	8,46E-05	8,55E-05
Abiotic Depletion (ADP fossil) [MJ]		5,07E+01	3,88E-01	1,32E+01	<b>6,43E+01</b>	8,08E-01	4,35E+02	5,00E+02
Acidification Potential (AP) [kg SO <sub>2</sub> eq.]		6,45E-03	6,14E-05	8,57E-04	<b>7,37E-03</b>	1,43E-04	1,92E-01	1,99E-01
Eutrophication Potential (EP) [kg Phosphate eq.]		1,40E-03	1,48E-05	2,55E-04	<b>1,67E-03</b>	3,49E-05	5,08E-02	5,25E-02
Global Warming Potential (GWP 100 years) [kg CO <sub>2</sub> eq.]		3,23E+00	2,87E-02	5,46E-01	<b>3,81E+00</b>	5,96E-02	7,85E+01	8,23E+01
Global Warming Potential (GWP 100 years), excl biogenic carbon [kg CO <sub>2</sub> eq.]		3,21E+00	2,89E-02	4,79E-01	<b>3,72E+00</b>	6,00E-02	7,82E+01	8,20E+01
Ozone depletion [kg CFC-11 eq.]		5,75E-08	4,98E-18	7,62E-09	<b>6,51E-08</b>	1,04E-17	2,96E-12	6,51E-08
Photochemical Ozone Creation Potential (POCP) [kg Ethene eq.]		1,36E-03	** -2,00E-05	2,66E-04	<b>1,61E-03</b>	** -5,30E-05	3,43E-02	3,59E-02

\* A1-A3 mandatory stages for external reporting.

\*\* The negative values for POCP for module A2 and A4 can be explained by the fact that NO has a reducing POCP effect as it reduces the ozone level.  
During night NO and O<sub>2</sub> react to NO<sub>2</sub> and O<sub>2</sub> and a reduction of the POCP is taking place. So net negative impacts occur when NO > NO<sub>2</sub>.

## Potential environmental impact

# XLS 7/640 0160

HI-FLO XLS 7/640 0160	Filter class ePM1 60%	A1	A2	A3	*A1-A3	A4	B6	TOTAL
Abiotic Depletion (ADP elements) [kg Sb eq.]		9,66E-07	2,44E-09	2,86E-08	<b>9,97E-07</b>	4,80E-09	5,95E-05	6,05E-05
Abiotic Depletion (ADP fossil) [MJ]		5,95E+01	4,26E-01	1,32E+01	<b>7,31E+01</b>	8,33E-01	3,06E+02	3,80E+02
Acidification Potential (AP) [kg SO <sub>2</sub> eq.]		7,51E-03	6,78E-05	8,57E-04	<b>8,44E-03</b>	1,48E-04	1,35E-01	1,43E-01
Eutrophication Potential (EP) [kg Phosphate eq.]		1,61E-03	1,63E-05	2,55E-04	<b>1,88E-03</b>	3,61E-05	3,57E-02	3,76E-02
Global Warming Potential (GWP 100 years) [kg CO <sub>2</sub> eq.]		3,79E+00	3,16E-02	5,47E-01	<b>4,37E+00</b>	6,15E-02	5,52E+01	5,96E+01
Global Warming Potential (GWP 100 years), excl biogenic carbon [kg CO <sub>2</sub> eq.]		3,76E+00	3,18E-02	4,80E-01	<b>4,27E+00</b>	6,19E-02	5,51E+01	5,94E+01
Ozone depletion [kg CFC-11 eq.]		5,81E-08	5,48E-18	7,63E-09	<b>6,57E-08</b>	1,07E-17	2,08E-12	6,57E-08
Photochemical Ozone Creation Potential (POCP) [kg Ethene eq.]		1,61E-03	** -2,20E-05	2,66E-04	<b>1,86E-03</b>	** -5,47E-05	2,42E-02	2,60E-02

\* A1-A3 mandatory stages for external reporting.

\*\* The negative values for POCP for module A2 and A4 can be explained by the fact that NO has a reducing POCP effect as it reduces the ozone level.  
During night NO and O<sub>2</sub> react to NO<sub>2</sub> and O<sub>2</sub> and a reduction of the POCP is taking place. So net negative impacts occur when NO > NO<sub>2</sub>.



Use of resources

HI-FLO XLS 7/370 0160	Filter class ePM1 60%	A1	A2	A3	*A1-A3	A4	B6	TOTAL
01. Use of renewable primary energy (PERE) [MJ]		6,52E+00	1,81E-02	7,03E-01	7,24E+00	4,31E-02	8,37E+03	8,38E+03
02. Primary energy resources used as raw materials (PERM) [MJ]		0,00E+00	0,00E+00	0,00E+00	0,00E+00	0,00E+00	0,00E+00	0,00E+00
03. Total use of renewable primary energy resources (PERT) [MJ]		6,52E+00	1,81E-02	7,03E-01	7,24E+00	4,31E-02	8,37E+03	8,38E+03
04. Use of non-renewable primary energy (PENRE) [MJ]		4,10E+01	3,28E-01	1,39E+01	5,53E+01	7,72E-01	9,40E+03	9,45E+03
05. Non-renewable primary energy resources used as raw materials (PENRM) [MJ]		1,26E+00	0,00E+00	0,00E+00	1,26E+00	0,00E+00	0,00E+00	1,26E+00
06. Total use of non-renewable primary energy resources (PENRT) [MJ]		4,23E+01	3,28E-01	1,39E+01	5,66E+01	7,72E-01	9,40E+03	9,46E+03
07. Input of secondary material (SM) [kg]		9,50E-01	0,00E+00	0,00E+00	9,50E-01	0,00E+00	0,00E+00	9,50E-01
08. Use of renewable secondary fuels (RSF) [MJ]		1,70E-24	0,00E+00	0,00E+00	1,70E-24	0,00E+00	0,00E+00	1,70E-24
09. Use of non-renewable secondary fuels (NRSF) [MJ]		1,99E-23	0,00E+00	0,00E+00	1,99E-23	0,00E+00	0,00E+00	1,99E-23
10. Use of net fresh water (FW) [m³]		1,44E-02	2,08E-05	4,50E-03	1,89E-02	4,93E-05	1,44E+01	1,44E+01

\* A1-A3 mandatory stages for external reporting.

Use of resources

XLS 7/520 0160

HI-FLO XLS 7/520 0160	Filter class ePM1 60%	A1	A2	A3	*A1-A3	A4	B6	TOTAL
01. Use of renewable primary energy (PERE) [MJ]		8,41E+00	2,16E-02	7,42E-01	<b>9,17E+00</b>	4,53E-02	6,73E+03	6,74E+03
02. Primary energy resources used as raw materials (PERM) [MJ]		0,00E+00	0,00E+00	0,00E+00	<b>0,00E+00</b>	0,00E+00	0,00E+00	0,00E+00
03. Total use of renewable primary energy resources (PERT) [MJ]		8,41E+00	2,16E-02	7,42E-01	<b>9,17E+00</b>	4,53E-02	6,73E+03	6,74E+03
04. Use of non-renewable primary energy (PENRE) [MJ]		5,52E+01	3,90E-01	1,39E+01	<b>6,96E+01</b>	8,13E-01	7,55E+03	7,62E+03
05. Non-renewable primary energy resources used as raw materials (PENRM) [MJ]		1,80E+00	0,00E+00	0,00E+00	<b>1,80E+00</b>	0,00E+00	0,00E+00	1,80E+00
06. Total use of non-renewable primary energy resources (PENRT) [MJ]		5,71E+01	3,90E-01	1,39E+01	<b>7,14E+01</b>	8,13E-01	7,55E+03	7,63E+03
07. Input of secondary material (SM) [kg]		9,50E-01	0,00E+00	0,00E+00	<b>9,50E-01</b>	0,00E+00	0,00E+00	9,50E-01
08. Use of renewable secondary fuels (RSF) [MJ]		2,43E-24	0,00E+00	0,00E+00	<b>2,43E-24</b>	0,00E+00	0,00E+00	2,43E-24
09. Use of non-renewable secondary fuels (NRSF) [MJ]		2,86E-23	0,00E+00	0,00E+00	<b>2,86E-23</b>	0,00E+00	0,00E+00	2,86E-23
10. Use of net fresh water (FW) [m³]		1,82E-02	2,47E-05	4,57E-03	<b>2,28E-02</b>	5,19E-05	1,15E+01	1,16E+01

\* A1-A3 mandatory stages for external reporting.



Use of resources

HI-FLO XLS 7/640 0160	Filter class ePM1 60%	A1	A2	A3	*A1-A3	A4	B6	TOTAL
01. Use of renewable primary energy (PERE) [MJ]		9,56E+00	2,37E-02	7,73E-01	1,04E+01	4,68E-02	4,73E+03	4,74E+03
02. Primary energy resources used as raw materials (PERM) [MJ]		0,00E+00	0,00E+00	0,00E+00	0,00E+00	0,00E+00	0,00E+00	0,00E+00
03. Total use of renewable primary energy resources (PERT) [MJ]		9,56E+00	2,37E-02	7,73E-01	1,04E+01	4,68E-02	4,73E+03	4,74E+03
04. Use of non-renewable primary energy (PENRE) [MJ]		6,42E+01	4,29E-01	1,39E+01	7,85E+01	8,39E-01	5,32E+03	5,40E+03
05. Non-renewable primary energy resources used as raw materials (PENRM) [MJ]		2,18E+00	0,00E+00	0,00E+00	2,18E+00	0,00E+00	0,00E+00	2,18E+00
06. Total use of non-renewable primary energy resources (PENRT) [MJ]		6,63E+01	4,29E-01	1,39E+01	8,07E+01	8,39E-01	5,32E+03	5,40E+03
07. Input of secondary material (SM) [kg]		9,50E-01	0,00E+00	0,00E+00	9,50E-01	0,00E+00	0,00E+00	9,50E-01
08. Use of renewable secondary fuels (RSF) [MJ]		2,94E-24	0,00E+00	0,00E+00	2,94E-24	0,00E+00	0,00E+00	2,94E-24
09. Use of non-renewable secondary fuels (NRSF) [MJ]		3,45E-23	0,00E+00	0,00E+00	3,45E-23	0,00E+00	0,00E+00	3,45E-23
10. Use of net fresh water (FW) [m³]		2,07E-02	2,72E-05	4,62E-03	2,53E-02	5,35E-05	8,13E+00	8,15E+00

\* A1-A3 mandatory stages for external reporting.

Waste production and output flows

XLS 7/370 0160 XLS 7/520 0160

HI-FLO		Filter class ePM1 60%	A1	A2	A3	*A1-A3	A4	B6	TOTAL
XLS 7/370 0160	01. Hazardous waste disposed (HWD) [kg]		2,54E-06	1,64E-11	6,39E-10	<b>2,54E-06</b>	3,89E-11	2,67E-06	5,21E-06
	02. Non-hazardous waste disposed (NHWD) [kg]		2,56E-02	4,86E-05	9,54E-04	<b>2,66E-02</b>	1,15E-04	1,42E+01	1,43E+01
	03. Radioactive waste disposed (RWD) [kg]		1,48E-03	3,97E-07	1,01E-04	<b>1,59E-03</b>	9,34E-07	3,68E+00	3,68E+00
	04. Components for reuse [kg]		0,00E+00	0,00E+00	0,00E+00	<b>0,00E+00</b>	0,00E+00	0,00E+00	0,00E+00
	05. Materials for recycling [kg]		0,00E+00	0,00E+00	0,00E+00	<b>0,00E+00</b>	0,00E+00	0,00E+00	0,00E+00
	06. Materials for energy recovery [kg]		0,00E+00	0,00E+00	0,00E+00	<b>0,00E+00</b>	0,00E+00	0,00E+00	0,00E+00
	07. Exported energy [MJ]		0,00E+00	0,00E+00	0,00E+00	<b>0,00E+00</b>	0,00E+00	0,00E+00	0,00E+00
XLS 7/520 0160	01. Hazardous waste disposed (HWD) [kg]		3,64E-06	1,95E-11	6,42E-10	<b>3,64E-06</b>	4,10E-11	2,14E-06	5,78E-06
	02. Non-hazardous waste disposed (NHWD) [kg]		3,57E-02	5,78E-05	9,72E-04	<b>3,67E-02</b>	1,21E-04	1,14E+01	1,15E+01
	03. Radioactive waste disposed (RWD) [kg]		1,82E-03	4,72E-07	1,01E-04	<b>1,92E-03</b>	9,84E-07	2,96E+00	2,96E+00
	04. Components for reuse [kg]		0,00E+00	0,00E+00	0,00E+00	<b>0,00E+00</b>	0,00E+00	0,00E+00	0,00E+00
	05. Materials for recycling [kg]		0,00E+00	0,00E+00	0,00E+00	<b>0,00E+00</b>	0,00E+00	0,00E+00	0,00E+00
	06. Materials for energy recovery [kg]		0,00E+00	0,00E+00	0,00E+00	<b>0,00E+00</b>	0,00E+00	0,00E+00	0,00E+00
	07. Exported energy [MJ]		0,00E+00	0,00E+00	0,00E+00	<b>0,00E+00</b>	0,00E+00	0,00E+00	0,00E+00

\* A1-A3 mandatory stages for external reporting.

Waste production and output flows

XLS 7/640 0160

HI-FLO		Filter class ePM1 60%	A1	A2	A3	*A1-A3	A4	B6	TOTAL
XLS 7/640 0160	01. Hazardous waste disposed (HWD) [kg]		4,40E-06	2,15E-11	6,44E-10	4,40E-06	4,23E-11	1,51E-06	5,91E-06
	02. Non-hazardous waste disposed (NHWD) [kg]		4,19E-02	6,36E-05	9,87E-04	4,29E-02	1,25E-04	8,05E+00	8,09E+00
	03. Radioactive waste disposed (RWD) [kg]		2,01E-03	5,19E-07	1,01E-04	2,12E-03	1,01E-06	2,08E+00	2,08E+00
	04. Components for reuse [kg]		0,00E+00	0,00E+00	0,00E+00	0,00E+00	0,00E+00	0,00E+00	0,00E+00
	05. Materials for recycling [kg]		0,00E+00	0,00E+00	0,00E+00	0,00E+00	0,00E+00	0,00E+00	0,00E+00
	06. Materials for energy recovery [kg]		0,00E+00	0,00E+00	0,00E+00	0,00E+00	0,00E+00	0,00E+00	0,00E+00
	07. Exported energy [MJ]		0,00E+00	0,00E+00	0,00E+00	0,00E+00	0,00E+00	0,00E+00	0,00E+00

\* A1-A3 mandatory stages for external reporting.





#### USE OF THE PRODUCT

To ensure the efficient and sustainable performance of the filter, the end user is obliged to guarantee specific operational conditions. Detailed information about the use of Hi-Flo XLS is included in product data sheet for [Hi-Flo XLS](#).



#### INSTRUCTIONS FOR STORAGE, HANDLING AND MAINTENANCE

Construction of the bag filter requires a certain method for storing, handling and maintaining the product. Our recommendations are described in [Handling and maintenance instruction for bag filters](#).



#### FILTER LIFETIME

Bag filters are designed to serve efficiently during a certain period, which depends on several factors. An unambiguous way to define the adequate filter lifetime is described in standard EN 13053. This method is dependent on the filter resistance and is determined by the final pressure drop. According to EN 13053, the final pressure drop is reached when the initial pressure drop has increased by 100 Pa (initial dP + 100 Pa), or initial pressure drop x3 (whichever is lower). Another way to specify the lifetime of the filter is described in the guideline VDI 6022. This method is derived from hygienic concerns and recommends filter change after 1 year for the first filter stage.



#### END OF LIFE

Construction of the Hi-Flo XLS makes the filter suitable for one-time use only. Moreover, filter fixed assembly is a limiting factor to dismount specific parts of the product. The recommended method of disposal of the filter with a plastic frame is incineration, which takes place in certified facilities.



#### SUSTAINABILITY

The mission of Camfil is to protect the health of people, processes & the environment, hence the organization has been sustainable from day one of its inception. Camfil is committed to sustainability from design to delivery and across the complete product life cycle. Complex information about how Camfil addresses environmental concerns are described on the website and can be found in the section [Sustainability](#).

# References

Eurovent 4/21-2019, 2019. Energy efficiency evaluation of air filters for general ventilation purposes, Fourth edition.

Camfil R&D, 2021. Life cycle assessment of Hi-Flo XL filters produced in Trosa, Sweden: to be used for Environmental Product Declarations, August 2021.

Thinkstep AG, 2019. GaBi Database & Modelling Principles, February 2019.

Thinkstep AG, 2020. Leinfelden-Echterdingen GaBi Software-System and Database for Life Cycle Engineering, Thinkstep Database: SP 40, DB version 9.2.1.

The International EPD® System 2020. Construction products and construction services, Product Category Rules (PCR), date 2020-09-18, version 2.33 valid until 2021-12-31.

Wernet, G. et al., 2016. The ecoinvent database version 3 (part I): overview and methodology. The International Journal of Life Cycle Assessment, 21(9), p. 1218–1230.

EPD International, 2019. General Programme Instructions for the International EPD® System. Version 3.01. [www.environdec.com](http://www.environdec.com)

## Differences versus previous versions

**Revision date:** 2021-08-12.

- Variants XLT moved to a separate EPD (S-P-03432).
- Variant XLS 7/520 0160 added.
- Environmental performance results revised for all variants due to changes in manufacturing process definition (100% recycled PS used for production of frames).
- Manufacturing site information on the cover page added.



## CAMFIL – A GLOBAL LEADER IN AIR FILTERS AND CLEAN AIR SOLUTIONS.

For more than half a century, Camfil has been helping people breathe cleaner air. As a leading manufacturer of premium clean air solutions, we provide commercial and industrial systems for air filtration and air pollution control that improve worker and equipment productivity, minimize energy use, and benefit human health and the environment.

We firmly believe that the best solutions for our customers are the best solutions for our planet, too. That's why every step of the way – from design to delivery and across the product life cycle – we consider the impact of what we do on people and on the world

around us. Through a fresh approach to problem-solving, innovative design, precise process control and a strong customer focus we aim to conserve more, use less and find better ways – so we can all breathe easier.

The Camfil Group is headquartered in Stockholm, Sweden, and has manufacturing sites, R&D centres and local sales offices worldwide, and are growing. We proudly serve and support customers in a wide variety of industries and in communities across the world. To discover how Camfil can help you to protect people, processes and the environment, visit us at [↓](#)

[www.camfil.se](http://www.camfil.se)



camfil sverige



camfil sverige



camfil sverige